

Natural Allelic Variation in the Temperature-Compensation Mechanisms of the *Arabidopsis thaliana* Circadian Clock

Kieron D. Edwards,* James R. Lynn,[†] Péter Gyula,[‡] Ferenc Nagy[‡] and Andrew J. Millar*^{§,1}

*Department of Biological Sciences, University of Warwick, Coventry CV4 7AL, United Kingdom, [§]Interdisciplinary Programme for Cellular Regulation, University of Warwick, Coventry CV4 7AL, United Kingdom, [†]Warwick HRI, Wellesbourne, Warwick CV35 9EF, United Kingdom and [‡]Biological Research Centre of the Hungarian Academy of Sciences, Szeged H-6723, Hungary

Manuscript received August 23, 2004
Accepted for publication February 9, 2005

ABSTRACT

Temperature compensation is a defining feature of circadian oscillators, yet no components contributing to the phenomenon have been identified in plants. We tested 27 accessions of *Arabidopsis thaliana* for circadian leaf movement at a range of constant temperatures. The accessions showed varying patterns of temperature compensation, but no clear associations to the geographic origin of the accessions could be made. Quantitative trait loci (QTL) were mapped for period and amplitude of leaf movement in the Columbia by Landsberg *erecta* (CoL) and Cape Verde Islands by Landsberg *erecta* (CvL) recombinant inbred lines (RILs) at 12°, 22°, and 27°. Six CvL and three CoL QTL were located for circadian period. All of the period QTL were temperature specific, suggesting that they may be involved in temperature compensation. The flowering-time gene *GIGANTEA* and F-box protein *ZEITLUPE* were identified as strong candidates for two of the QTL on the basis of mapping in near isogenic lines (NILs) and sequence comparison. The identity of these and other candidates suggests that temperature compensation is not wholly determined by the intrinsic properties of the central clock proteins in *Arabidopsis*, but rather by other genes that act in *trans* to alter the regulation of these core proteins.

MANY biological events occur rhythmically, with frequencies ranging from fractions of a second to a matter of years. Circadian rhythms occur characteristically once per day and persist with a period close to 24 hr in the absence of daily environmental cycles. They are regulated by an endogenous clock that enables the temporal coordination of physiological and biochemical processes, allowing organisms to anticipate and respond to the predictable changes in the environment during the day-night cycle. Such anticipation is shown, for example, by the upregulated expression of the photosynthetic machinery in plants prior to dawn in preparation for the light period of the day (HARMER *et al.* 2000).

The proposed circadian oscillator of the higher plant *Arabidopsis thaliana* is based on a feedback loop involving the genes *TIMING OF CAB EXPRESSION 1* (*TOC1*), *CIRCADIAN CLOCK ASSOCIATED 1* (*CCA1*), and *LATE ELONGATED HYPOCOTYL* (*LHY*) (ALABADI *et al.* 2001). Further components of the plant circadian system, such as the phytochrome and cryptochrome photoreceptors involved in light input (SOMERS *et al.* 1998a) and the

F-box protein *ZEITLUPE* (*ZTL*) involved in protein turnover, have been identified (MAS *et al.* 2003). No genes, however, have been implicated in the phenomenon of temperature compensation.

Temperature compensation is a defining feature of circadian rhythms and results in little change in circadian period length over a broad range of physiological temperatures (PITTENDRIGH 1954; JOHNSON *et al.* 2003). This allows the circadian clock to provide an accurate measure of the passage of time regardless of ambient temperature. This does not, however, mean that the clock is insensitive to temperature since oscillator period length does alter, but not at the same rate as would be expected by most biochemical reactions (LAKINTHOMAS *et al.* 1990; RUOFF *et al.* 1997). Temperature steps or pulses also reset the phase of the clock in *Arabidopsis* (SOMERS *et al.* 1998b; MCWATTERS *et al.* 2000; SALOME *et al.* 2002), as in other organisms.

Temperature compensation has been most extensively studied in the fruit fly *Drosophila melanogaster* and the filamentous fungus *Neurospora crassa*. Studies in *Drosophila* suggest that factors regulating the accumulation, dimerization, and nuclear transport of the core clock components PERIOD (PER) and TIMELESS (TIM) are important to the phenomenon (PRICE 1997; HAMBLEN *et al.* 1998; ROTHENFLUH *et al.* 2000). This raised the possibility that temperature compensation derives directly from the intrinsic properties and interactions of core clock proteins, which function across a wide

Sequence data from this article have been deposited with the EMBL/GenBank Data Libraries under accession nos. AY685131 and AY685132.

¹Corresponding author: Department of Biological Sciences, University of Warwick, Gibbet Hill Rd., Coventry CV4 7AL, United Kingdom. E-mail: andrew.millar@ed.ac.uk

temperature range. A second suggestion, supported by data from *Neurospora* and *Drosophila* (LIU *et al.* 1997; MAJERCAK *et al.* 1999), is that altered levels or alternative isoforms of the core proteins are important at some temperatures. This leads naturally to the hypothesis that temperature compensation may require a component, or components, distinct from the core clock proteins, which are adapted to regulate circadian period at defined temperatures by altering the regulation or function of the clock proteins. Either mechanism could achieve the necessary "antagonistic balance" of period-increasing and period-decreasing reactions in the circadian oscillator (RUOFF 1992).

The temporal coordination provided by a circadian clock is believed to impart organisms with a selective advantage, particularly when the period of the oscillator closely matches that of the external environment (OUYANG *et al.* 1998). For a circadian oscillator to be of adaptive significance it should provide an accurate measure of time regardless of temperature (PITTENDRIGH 1993). This is supported by the identification of a latitudinal cline in the length of a Thr-Gly repeat domain of the *Drosophila* central clock protein PER (SAWYER *et al.* 1997). This Thr-Gly repeat domain alters the temperature-compensation response of the flies and the observed distribution of alleles in the cline appears to correlate with the change in temperature associated with latitude. Thus, the clock of the flies oscillates with a period closer to 24 hr within their respective environments.

A large number of accessions of *A. thaliana* have been collected from around the world, providing a wealth of natural genetic variation for study of the genetics, ecology, and evolutionary biology of the plant (reviewed in PIGLIUCCI 1998; ALONSO-BLANCO and KOORNNEEF 2000). Given the apparent adaptive significance of temperature compensation in *Drosophila* (SAWYER *et al.* 1997), natural genetic variation may also provide a means of identifying components of the phenomenon in *Arabidopsis*. Quantitative trait loci (QTL) analysis has arisen as a powerful means of identifying genes contributing to polygenic traits upon the basis of such natural variation. The principle of QTL analysis lies in mapping quantitative traits to defined regions of chromosomes, allowing the identification of candidate genes. Several studies have identified circadian period QTL in *Arabidopsis* and mice (HOFSTETTER *et al.* 1995, 2003; MAYEDA *et al.* 1996; SWARUP *et al.* 1999; SHIMOMURA *et al.* 2001; SALATHIA *et al.* 2002; MICHAEL *et al.* 2003). We now adopt a similar approach to identify loci that contribute to temperature compensation of the *Arabidopsis* clock. We demonstrate extensive natural variation in the temperature-compensation response of *Arabidopsis* plants and utilize this variation to map QTL for the trait.

MATERIALS AND METHODS

Accessions, RILs, and NILs: Seed for the 27 *A. thaliana* accessions used in leaf-movement period analysis were from the same stocks as parents of developing recombinant inbred line (RIL) populations (generously donated by Carlos Alonso-Blanco, Ian Bancroft, Maarten Koornneef, and Detlef Weigel). The Cape Verde Islands by Landsberg *erecta* (CvL) and the Columbia by Landsberg *erecta* (CoL) RILs have previously been described (LISTER and DEAN 1993; ALONSO-BLANCO *et al.* 1998b).

Near isogenic lines (NILs) were constructed to carry Cvi alleles around putative QTL in an isogenic *Ler* background through genotypic selection of progeny from crosses between RILs and *Ler*. NIL 42 and NIL 45 were donated by M. Koornneef and have previously been described (ALONSO-BLANCO *et al.* 1998a; SWARUP *et al.* 1999). NILs 18, 251, and 18-32 were produced from a backcross of the line S-10 (ALONSO-BLANCO *et al.* 1998a) to *Ler* (F_3 seed provided by C. Alonso-Blanco). NILs 26-4, 19-2, and 30-2 were produced from a backcross of CvL 125 to *Ler* (F_3 seed provided by K. Swarup).

Plant growth conditions: Seed were surface sterilized in 70% ethanol for 2 min, immediately followed by 8 min in 50% bleach, and then were rinsed twice in sterile distilled water. Sterile seed were stored in 0.15% agar and stratified at 4°C for 4–5 days prior to sowing on Murashige-Skoog 1.5% agar medium containing 3% sucrose. Seedlings were grown for 6 days under constant light of 55–60 $\mu\text{mol m}^{-2} \text{sec}^{-1}$ cool white fluorescent light and then entrained for 4 days at 21°C–22°C under (12 hr/12 hr) light/dark cycles of 75 $\mu\text{mol m}^{-2} \text{sec}^{-1}$ cool white fluorescent light.

Measurement of leaf movement: After 6 days growth, agar blocks carrying single *Arabidopsis* seedlings were transferred to 25-well square tissue culture dishes. Twelve seedlings were placed in each plate, so that they could be viewed from the side when plates were placed vertically. The seedlings were then entrained as described above. At dawn on the fourth day of entrainment, plants were transferred to Sanyo MLR350 growth chambers (Sanyo, Osaka, Japan) and imaged in front of a white background over the course of a week under constant (25 $\mu\text{mol m}^{-2} \text{sec}^{-1}$) cool white fluorescent light at the indicated temperatures.

Live images of seedlings were captured using 16 Ultrak KC4300E monochromatic charge coupled device video cameras (Ultrak, Preston, UK) and transferred to a computer via a Flashbus MV Pro card (Integral Technologies, Indianapolis). A custom-built parallel port controller unit (Universal Imaging, Marlow, UK) allowed the computer program Metamorph 4.5 (Universal Imaging, West Chester, PA) to select the camera channel on a VX3 camera switcher unit via its alarm circuit (Videoswitch, Church Crookham, UK). Metamorph was programmed to capture and save images from every camera at 20-min intervals over the course of a week.

The vertical position of primary leaves was measured after the experiments using Metamorph. A threshold was applied to images to identify the dark leaves against the light background. The (x, y) pixel coordinates of the central position of thresholded leaves was measured within regions set independently for each primary leaf. Data were logged into Microsoft Excel spreadsheets. A macro was custom written to plot the vertical pixel position of leaves against elapsed time (although for some traces the horizontal leaf position was used) and a window of 80 hr of data was exported for period analysis as described below. The first 24 hr of each leaf trace were excluded from the period estimation to remove any transient effects of the transfer to continuous light and, where possible, the window was started from 40 to 60 hr elapsed time for consistency.

Metamorph journals to automate several steps of image capture and analysis are available at the author's website (<http://www.amillar.org/downloads.html>).

Genotypes were randomized among the 192 positions on the 16 leaf-movement plates to reduce the possibility of positional effects. Roughly equal numbers of each genotype were assayed per experiment.

Period data analysis: Individual period estimates were produced from leaf-movement data by the fast Fourier transform nonlinear least-squares program (PLAUTZ *et al.* 1997). Mean period estimates for each genotype were based on 10–60 leaf traces from two to four independent experiments at each temperature analyzed using REML (PATTERSON and THOMPSON 1971) in the statistical package GENSTAT 5 (PAYNE *et al.* 1993). The significance of differences between pairs of genotypes was analyzed via *t*-tests using the SEM estimates derived from REML. Correlations in Figure 3 are presented without multiple testing correction.

The variation in the circadian period of the accessions due to plate, experiment, accession, and residual variation was calculated by REML and used to estimate the proportion of total variability attributable to genetic differences among accessions at each temperature.

Q_{10} values were calculated for each accession from the equation $Q_{10} = (1/\tau_{T+10})/(1/\tau_T)$, where τ represents period at temperatures T and $T + 10$. Period values were obtained from a linear regression of accession period estimates across the three temperatures. The inverse of period was used as a shorter period corresponds with increased oscillator rate.

QTL analysis: QTL analysis was carried out on period and leaf-movement amplitude means for the CoL and CvL RILs independently at each temperature. Genetic maps for the RILs containing markers at 5- to 15-cM intervals, as used by SWARUP *et al.* (1999), were utilized in the QTL analysis.

Interval mapping and multiple-QTL-method (MQM) procedures of the computer program MapQTL version 4.0 (VAN OOIJEN and MALIEPAARD 1996) were used to identify putative QTL. LOD profiles displayed in Figures 5 and 6 and in Table 2 were obtained with the MQM procedure, utilizing cofactors to improve mapping accuracy. A LOD threshold of 2.7 was set for a significance level of $P < 0.05$ according to large-scale simulations (VAN OOIJEN 1999). Permutation tests in MapQTL were also used to set LOD thresholds for a significance of $P < 0.05$ individually for each trait on each chromosome under each temperature, and this did not alter the mapping of putative QTL.

Genotyping: Genotyping NILs was carried out using PCR-based markers described in The Arabidopsis Information Resource (TAIR; <http://www.arabidopsis.org>). Where required, new PCR-based markers were designed from publicly available single nucleotide polymorphism and INDEL data (JANDER *et al.* 2002). Primer sequences for these markers have been submitted to TAIR.

Amplification, cloning, and sequencing of GIGANTEA: Amplification was done by Takara ExTaq polymerase mixture in 25 μ l total volume containing 2 mM MgCl₂, 0.2 μ M of each primer (F, 5'-cgc gga tcc ttc ttc tga att gtt gtt aca ggg ttt agc-3'; R, 5'-ggg gta ccg tta gcc aat cgc ctt cca ata ccc ttg at-3'), 50 ng of genomic DNA, and 1 unit of ExTaq polymerase. The PCR product was cloned into pBluescript SK and sequenced with T7 and gene-specific sequencing primers spaced every 400 bp. Products were amplified and sequenced from three independent plants to overcome PCR errors and the three sequences were aligned by the program ClustalW to produce a consensus sequence. Individual consensus sequences were fused with the program "blast 2 sequences" (TATUSOVA and MADDEN 1999) to reconstruct the genomic fragment.

RESULTS

Natural variation in temperature compensation: To reveal the extent of natural variation in temperature compensation of the Arabidopsis circadian clock, we tested the effect of temperature on circadian period in plants collected from different locations around the world. Table 1 summarizes the location of collection for 27 Arabidopsis accessions from North America, Africa, Europe, and Asia. The lines were limited in range, not extending to further northern latitudes and being concentrated around Europe; however, they were selected primarily to inform future QTL mapping, because all are parents of existing or developing recombinant inbred populations.

Accessions were assayed for circadian leaf-movement period at the constant temperatures of 12°, 22°, and 27°. Period estimates were returned for all accessions at each temperature, except Mr-0, which could not be successfully assayed for rhythmic leaf movement at 27°. On average, 24, 39, and 21% of the variance in plant circadian period was attributable to genetic differences among the accessions at 12°, 22°, and 27° respectively. Figure 1 shows a frequency histogram of the accession periods, which revealed a general trend of period shortening as temperature increased. The change in period shown by individual accessions across the three temperatures was relatively small, with temperature quotients (Q_{10}) ranging from 0.95 to 1.12 (Table 1). Such values were consistent with a previously reported example for Arabidopsis (SOMERS *et al.* 1998b).

The amplitude and direction of period change among temperatures varied greatly among accessions. Figure 2 shows the accession periods plotted against temperature and separated into panels by response. Accessions in Figure 2, A–C, all showed a decrease in period associated with an increase in temperature from 12° to 22° (Figure 2). In these lines, circadian period then continued to shorten (Figure 2A), leveled off (Figure 2B), or lengthened slightly as the temperature increased from 22° to 27° (Figure 2C). Accessions in Figure 2D showed little period change across the three temperatures, with the exception of Ag-0, which showed a short period at 12° (Figure 2D). Separating accessions on the basis of their response failed to reveal any correlations with factors of their collection sites; however, it did serve to display the extent of natural variation in the temperature-compensation response of the 27 accessions tested.

Figure 3 shows the circadian period of the 27 accessions plotted against the latitude, longitude, and altitude of their collection site. The effects of these factors on period were assessed by linear regression. Significant correlations were observed between period and longitude at 22° and between period and altitude at all temperatures (Figure 3, C, E, F, and I). Given the apparent effect of altitude, the effects of latitude and longitude on

TABLE 1
Summary of geographic origin and circadian periods of accessions

Name	Collection site			Circadian period (hr)			Q_0
	Latitude (°)	Longitude (°)	Altitude (m)	12°	22°	27°	
Ag-0	N45	E1–E2	100–200	22.84 (0.64)	24.82 (0.22)	24.31 (0.43)	0.95
An-1	N51–N52	E4–E5	1–100	26.98 (0.49)	24.14 (0.26)	23.69 (0.35)	1.09
Br-0	N49	E16–E17	200–300	26.08 (0.49)	24.61 (0.27)	24.77 (0.4)	1.04
Col-0	N50	E8	1–100	25.6 (0.52)	24.94 (0.27)	25.66 (0.46)	1.00
Ct-1	N37–N38	E15	1–100	25.25 (0.47)	25.43 (0.23)	25.31 (0.28)	1.00
Cvi-0	N15–N17	W23–W25	1200	24.91 (0.42)	23.47 (0.22)	23.21 (0.35)	1.05
Est	N58–N59	E23–E28	100–200	26.67 (0.43)	24.93 (0.21)	23.95 (0.36)	1.07
Fei-0	N40	W8	100–300	25.72 (0.48)	24.66 (0.21)	22.92 (0.33)	1.07
Ga-0	N50–N51	E8	100–200	26.36 (0.56)	24.8 (0.51)	24.52 (0.45)	1.05
Gy-0	N49	E2	100	25.62 (0.62)	24.6 (0.28)	23.38 (0.39)	1.06
Kas-1	N34–N36	E74–E80	1580	24.2 (0.65)	23.18 (0.21)	22.91 (0.35)	1.04
Kin-0	N43	W85	—	25.88 (0.5)	24.94 (0.24)	23.94 (0.33)	1.05
Kondara	N39	E70	1100	24.69 (0.43)	22.92 (0.21)	23.68 (0.39)	1.03
Ler	N53	E15–E16	1–100	25.64 (0.5)	24.29 (0.28)	24.14 (0.36)	1.04
Ll-0	N42	E3	100–300	25.19 (0.51)	23.11 (0.37)	23.23 (0.36)	1.06
Mr-0	N44–N45	E9–E10	1000–1500	24.67 (0.62)	22.03 (0.68)	—	1.12 ^a
Mt-0	N33	E23	100–200	27.46 (0.48)	24.93 (0.28)	24.33 (0.41)	1.08
Mz-0	N50–N51	E8–E9	4–500	26.31 (0.49)	24.94 (0.24)	23.35 (0.5)	1.08
Nok-3	N52–N53	E4	0–100	25.3 (0.4)	23.8 (0.26)	24.57 (0.41)	1.03
Sha	N39	E70	3400	25.05 (0.47)	23.64 (0.2)	23.06 (0.3)	1.06
Sorbo	N39	E70	2200	21.97 (0.49)	21.97 (0.36)	21.31 (0.44)	1.02
Ts-1	N41–N42	E3	1–100	23.77 (0.43)	22.7 (0.27)	23 (0.44)	1.03
Ts-5	N41–N42	E3	1–100	25.04 (0.44)	23.88 (0.22)	24.44 (0.43)	1.02
Tsu-1	N34	E136	—	25.27 (0.51)	23.79 (0.25)	24.22 (0.4)	1.03
Van-0	N49–N50	W123	1–100	25.82 (0.42)	25.51 (0.22)	25.54 (0.33)	1.01
Ws	N52	E30	—	25.54 (0.38)	24.44 (0.22)	24.38 (0.33)	1.03
Wt-5	N52–N53	E9–E10	1–100	27.01 (0.86)	23.68 (0.2)	23.71 (0.34)	1.09

Longitude, latitude, and altitude (where known) of the collection location for each of the 27 accessions. Leaf-movement period estimates are shown for 12°, 22°, and 27°, with standard error values shown in parentheses.

^a No leaf-movement period could be measured for this accession at 27°, so the Q_0 value is based on 12° and 22° period estimates.

period were also assessed with altitude being included in the analysis as a covariate. Neither latitude nor longitude had a significant effect when the effect of altitude was thus taken into account (data not shown). Analyzing a reduced set of accessions, limited to those originating from Europe and North Africa (18 of the 27 lines), led to the loss of all significant correlations (data not shown). Similarly, the change in period between 12° and 27° revealed no significant correlation to latitude, longitude, or altitude (data not shown).

The variability in response of circadian period to temperature shown by the 27 accessions suggests that considerable natural allelic variation exists for the trait in *Arabidopsis*. This natural variation is clearly sufficient to justify multiple studies of temperature compensation in various accessions.

Phenotypic analysis of parental lines: Previous studies have demonstrated the existence of natural genetic variation among the circadian systems of the *Ler*, *Col*, and *Cvi* accessions at a standard growth temperature (SWARUP *et al.* 1999; MICHAEL *et al.* 2003). We used the RIL populations derived from *Cvi* crossed with *Ler* (CvL)

(ALONSO-BLANCO *et al.* 1998b) and *Col* crossed with *Ler* (CoL) (LISTER and DEAN 1993) to map circadian period QTL at different temperatures. We did this because period-altering loci displaying temperature-dependent effects could be considered likely candidates for temperature-compensation components.

Figure 4A shows the period of the *Ler*, *Cvi*, and *Col* accessions at a range of constant temperatures between 12° and 30°. All three accessions showed period shortening between 12° and 22° and lengthening between 22° and 30°, with *Col* having the longest period at all temperatures (Figure 4A). Between 18° and 27° the relationship between the accession periods remained relatively constant. Due to this and prior success in mapping circadian QTL under these conditions (SWARUP *et al.* 1999; MICHAEL *et al.* 2003), it was decided to use 22° as the intermediate assay temperature for the study. This also allowed for direct comparison of our results with the previous studies. The phenotypic difference between accessions and the unexpected period shortening in *Ler* and *Cvi* at 12° (Figure 4A) led to this temperature being selected as the low assay temperature for QTL mapping.

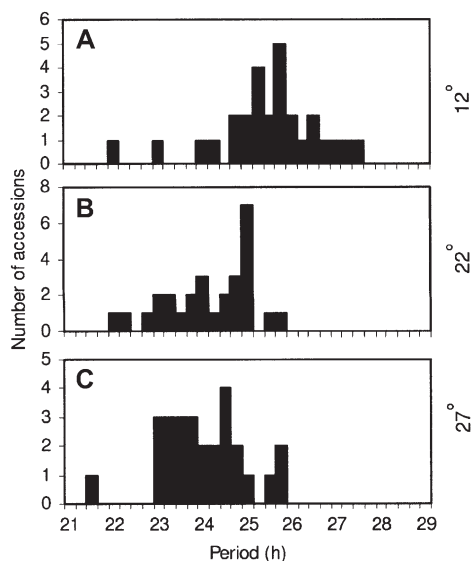


FIGURE 1.—Distribution of accession periods. Frequency histograms of accession mean leaf-movement periods at 12° (A), 22° (B), and 27° (C). Periods were binned into 15-min intervals, labeled with the upper period bound of the interval.

Cvi's period was less affected by the higher temperatures than were the other two accessions (Figure 4A). This may be related to the adaptation of the plant to the warmer climate of the Cape Verde Islands. Although the greatest phenotypic variation was observed between the accessions at 30°, the extreme period lengthening at this temperature suggested that this might be an effect of stress, unrelated to temperature compensation. Thus, to reduce the possibility of mapping stress-related QTL, 27° was selected as the higher assay temperature.

Subsets of 30 of the CoL and 48 of the CvL RILs were assayed for leaf-movement period at 12°, 22°, and 27°. Figure 4B shows frequency histograms of the RIL periods at each temperature. Both populations showed a broad and continuous distribution of period in each environment, consistent with a polygenic trait (Figure 4B).

The CvL RILs showed transgressive variation in period in both directions from the parents at all temperatures, suggesting that despite their similar phenotypes, both parents contained multiple period-lengthening and period-shortening loci (Figure 4B, i, iii, and v). In the CoL population, however, *Ler*'s period was consistently at the shorter end of the period range (Figure 4B, ii, iv, and vi), suggesting that Col alleles tended to have period-lengthening effects.

QTL mapping: Circadian period QTL were mapped in the CoL and CvL populations from the RIL leaf-movement data independently at each temperature. Amplitude of leaf-movement QTL was also mapped in both populations. Due to technical reasons we could not accurately determine phase with the leaf-movement assay.

QTL were named on the basis of the trait ("Per" for

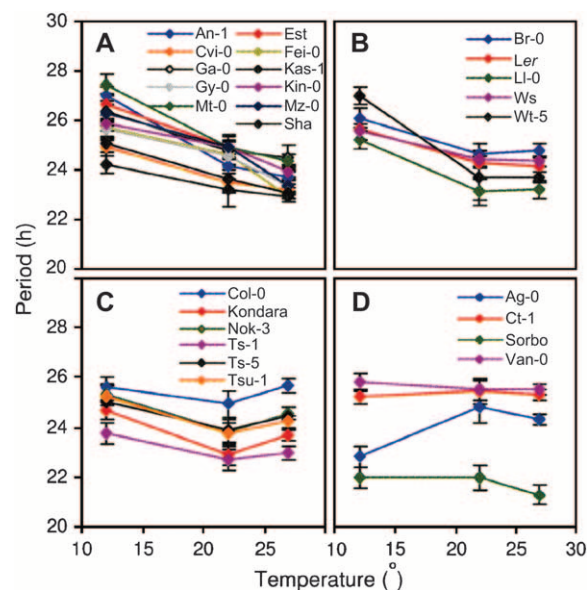


FIGURE 2.—Natural variation in temperature compensation. Mean period of accessions plotted against temperature and separated by temperature-compensation response into accessions that show period shortening as temperature increases between 12° and 27° (A); accessions that show period shortening between 22° and 27° (B), followed by little change between 22° and 27° (C); accessions that show period shortening between 12° and 22° and period lengthening between 22° and 27° (C); and accessions that show little change in period between 12° and 27° (D). See insets for accession identities.

period and "Amp" for amplitude), mapping population ("Cv" for CvL or "Co" for CoL), chromosome number, and an arbitrary letter to differentiate among linked loci. Figures 5 and 6 show likelihood maps of chromosomes containing putative QTL for circadian period and leaf-movement amplitude, respectively. A summary of QTL for both populations and traits can be seen in Table 2. Estimated phenotypic effects are expressed in terms of the period or amplitude phenotype associated with the Cvi or Col allele relative to the *Ler* allele of the locus.

Period QTL in the CvL and CoL populations: Six putative circadian period QTL were mapped in the CvL RIL population: two onto chromosome 1 and four onto chromosome 5 (Figure 5A). All of the QTL showed some degree of temperature specificity, mapping significantly at one or two of the temperatures but never at all three (Figure 5A and Table 2).

Two QTL, *PerCv1a* and *PerCv1b*, mapped to the top of chromosome 1. In each case, Cvi alleles caused period shortening. *PerCv1b* was detected at 22° and 27°, whereas *PerCv1a* was detected at 22° and was just below the significance threshold at 27° (Figure 5A).

PerCv5a and *PerCv5b* mapped to the top of chromosome 5. *PerCv5a* showed slightly offset LOD peaks at 22° and 27°, but similar estimated allelic effects suggested that they represented the same locus (Figure 5A and Table 2). *PerCv5b* was mapped only at 27° (Figure 5A).

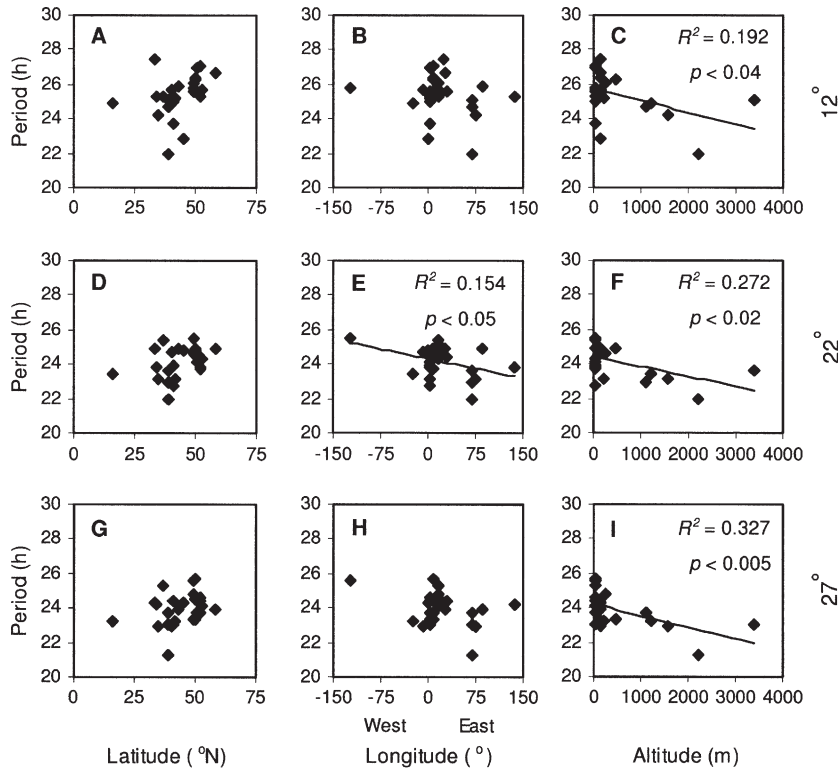


FIGURE 3.—Correlations between circadian period and geographical origins of accessions. Correlation of mean circadian period to latitude (A, D, and G), longitude (B, E, and H), and altitude (C, F, and I) recorded for accession collection sites at 12° (A–C), 22° (D–F), and 27° (G–I). Correlation (R^2) and probability (P) indicated for significant correlations. Data were plotted at an intermediate value for latitude, longitude, and altitude measurements recorded as ranges (see Table 1).

PerCv5c, in the middle of chromosome 5, was the only CvL period QTL located at 12° (Figure 5A); however, it accounted for 44.6% of genetically determined variation at this temperature. The final QTL, *PerCv5d*, mapped to the bottom of chromosome 5 and caused period lengthening at 22° and at 27° (Figure 5A and Table 2).

The six putative CvL period QTL explained 44.6%, 47.2%, and 40.2% of the genetically determined variability in the CvL RILs at 12°, 22°, and 27°, respectively. *PerCv1b*, *PerCv5a*, and *PerCv5d* colocalized with the previously mapped CvL period QTL *ESPRESSO* (*ESP*), *ANDANTE* (*AND*), and *RALENTANDO* (*RAL*), respectively, estimating similar phenotypic effects (SWARUP *et al.* 1999). The remaining three loci, *PerCv1a*, *PerCv5b*, and *PerCv5c*, represented novel circadian period QTL. *PerCv1a*, however, did colocalize with the flowering-time and hypocotyl-length QTL *EARLY DAY-LENGTH INSENSITIVE* (*EDI*) and *DARK 1*, as did *PerCv1b* with the hypocotyl-length QTL *LIGHT 1* (ALONSO-BLANCO *et al.* 1998a; BOREVITZ *et al.* 2002), suggesting that the QTL for these different traits may be allelic.

Only three period QTL were mapped in the CoL RILs (Figure 5B and Table 2). As with the CvL population, all QTL were located on chromosomes 1 and 5 (Figure 5). *PerCo1a* mapped to the top of chromosome 1 at 22°, representing a novel CoL QTL, but colocalization and similar estimated effects to *PerCv1a* suggested that the QTL may be allelic (Figure 5 and Table 2).

No CoL QTL were found at the *TAUIA* or *TAUIB* locus (MICHAEL *et al.* 2003), although *TAUIA* may colo-

calize with *PerCv1b*. *PerCo5a*, however, did map to the same locus as *TAU5A* did (MICHAEL *et al.* 2003). Colocalization was also observed between *PerCo5a* and *PerCv5a* (Figure 5). The CvL and CoL QTL *AND* and *ANOTHER ANDANTE* (*AAN*) had colocalized in this region previously (SWARUP *et al.* 1999). All of the QTL estimated period lengthening and similar temperature dependencies between *PerCo5a* and *PerCv5a* suggested that a common gene might cause them.

As with the CvL RILs, only a single 12° period QTL was mapped in the CoL lines. *PerCo5b* represented a novel CoL QTL, but colocalized with *PerCv5b* (Figure 5). Both QTL estimated period-lengthening effects, but with opposite temperature dependencies, indicating that they represented different polymorphisms, different loci, or possible epistatic effects. The three CoL period QTL explained a total of 53.2, 47.1, and 38.4% of the genetically determined variation at 12°, 22°, and 27°, respectively, similar to estimates from the CvL population (Table 2).

QTL were also mapped from both populations for the change in period between the extreme temperatures. This analysis revealed one additional suggestive QTL on chromosome 2 (see supplementary data 1 at <http://www.genetics.org/supplemental/>), but reduced the LOD scores of existing QTL. This additional QTL, *PerCv2a*, colocalized with the previously mapped *NON TROPPO* (*NOT*) QTL (SWARUP *et al.* 1999). However, *NOT* was at the limit of detection in our previous report and *PerCv2a* was only just at the significance threshold,

with <1 hr difference in period change between alleles. Therefore we chose to follow up the more robust, single-temperature QTL.

Amplitude QTL in the CvL and CoL populations:

Three CvL and two CoL QTL were mapped for leaf-movement amplitude. Figure 6 shows likelihood maps for the trait in linkage groups 1, 3, and 5 of CvL and 1 and 5 of CoL. *AmpCv1a*, *AmpCv3a*, and *AmpCv5a* were all mapped at 27° and accounted for 62.3% of the genetically determined variability at this temperature (Figure 6 and Table 2). No significant amplitude QTL were mapped in the CvL population at 12° or 22°. Similarly, *AmpCo5a* was specific to 27°; however, *AmpCo1a* was mapped at 22° (Figure 6). The greater success in mapping amplitude QTL at 27° may be explained by morphological changes in the RILs brought about by temperatures above 27°, which has been shown to produce such phenotypes by mimicking the effects of *HEAT SHOCK PROTEIN 90 (HSP90)* inhibition (QUEITSCH *et al.* 2002). Given the suggested role of *HSP90* as a capacitor of natural variation (QUEITSCH *et al.* 2002), 27° might provide a useful tool for Arabidopsis quantitative geneticists, allowing the QTL mapping of previously masked polymorphisms.

Failure to map an amplitude QTL to the *erecta* locus was surprising, since this mutation, carried by *Ler*, previously has been shown to reduce the amplitude of leaf-movement rhythms (SWARUP *et al.* 1999; MICHAEL *et al.* 2003). This trait, however, depends on growth rate and may have been affected by subtle differences in growth conditions between the studies.

Characterization of QTL: *PerCv1a* and *PerCv1b*: The location and effect of several of the putative CvL period QTL were confirmed using NILs. NILs were constructed by genotypic selection to contain small Cvi chromosomal regions around the putative QTL in isogenic *Ler* backgrounds. The circadian periods of these lines are shown in Figure 7 and Table 3. Figure 7 also shows maps summarizing the genotype of each NIL around the QTL loci.

NIL 42 and NIL 45 were used to investigate *PerCv1a* and *PerCv1b*. NIL 42 contained a Cvi introgression of ~9 Mb at the top of chromosome 1 and NIL 45 had a similar, but slightly smaller introgression of ~5 Mb (Figure 7C). Both NILs showed significant period shortening compared to *Ler* at 22° and 27° (Figure 7A), similar to the estimated effects of *PerCv1a* and *PerCv1b* at these temperatures (Table 2). This indicated that either one or both QTL mapped within the Cvi introgression of NILs 42 and 45.

The period of NIL 45 was slightly, but not significantly longer than that of NIL 42 at 22° (Figure 7A and Table 3). A previous study, however, did show a significant difference between the NILs at this temperature (SWARUP *et al.* 1999). NILs 18 and 18-32 were produced from a backcross of NIL 42 to *Ler* and were selected to contain only the lower region of this NIL's introgression (Figure

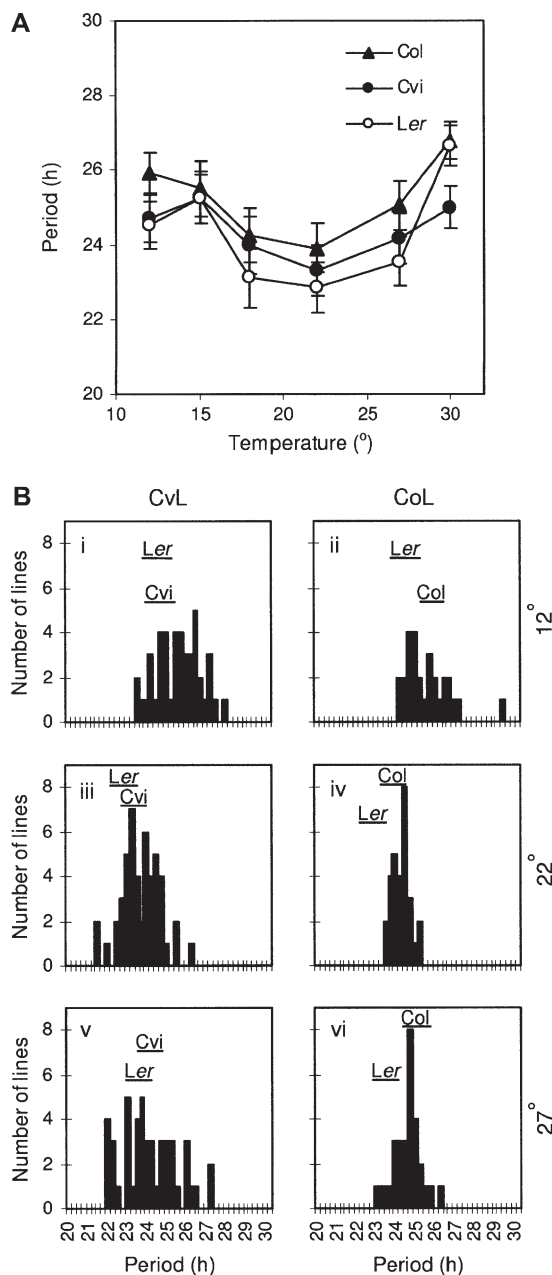


FIGURE 4.—Temperature compensation in *Ler*, *Col*, *Cvi*, and the CvL and CoL RILs. (A) Mean leaf-movement period plotted against temperature for the *Ler* (open circles), *Col* (solid triangles), and *Cvi* (solid circles) accessions. Error bars show SEM for period estimates. (B) Frequency histograms of the CvL (i, iii, and v) and CoL (ii, iv, and vi) RIL mean periods at 12° (i and ii), 22° (iii and iv), and 27° (v and vi). Data are binned into 15-min intervals, labeled with the upper period bound of the interval. Horizontal lines below accession names indicate the SEM interval of parental accession periods.

7C). Both NIL 18 and NIL 18-32 showed period shortening specific to 22°, confirming that NIL 42 did contain a QTL effect independent of NIL 45 (Figure 7B and Table 3). A third NIL, 251, covering most of the unique region of NIL 42, showed the same period phenotype as NILs 18 and 18-32 did (data not shown), suggesting

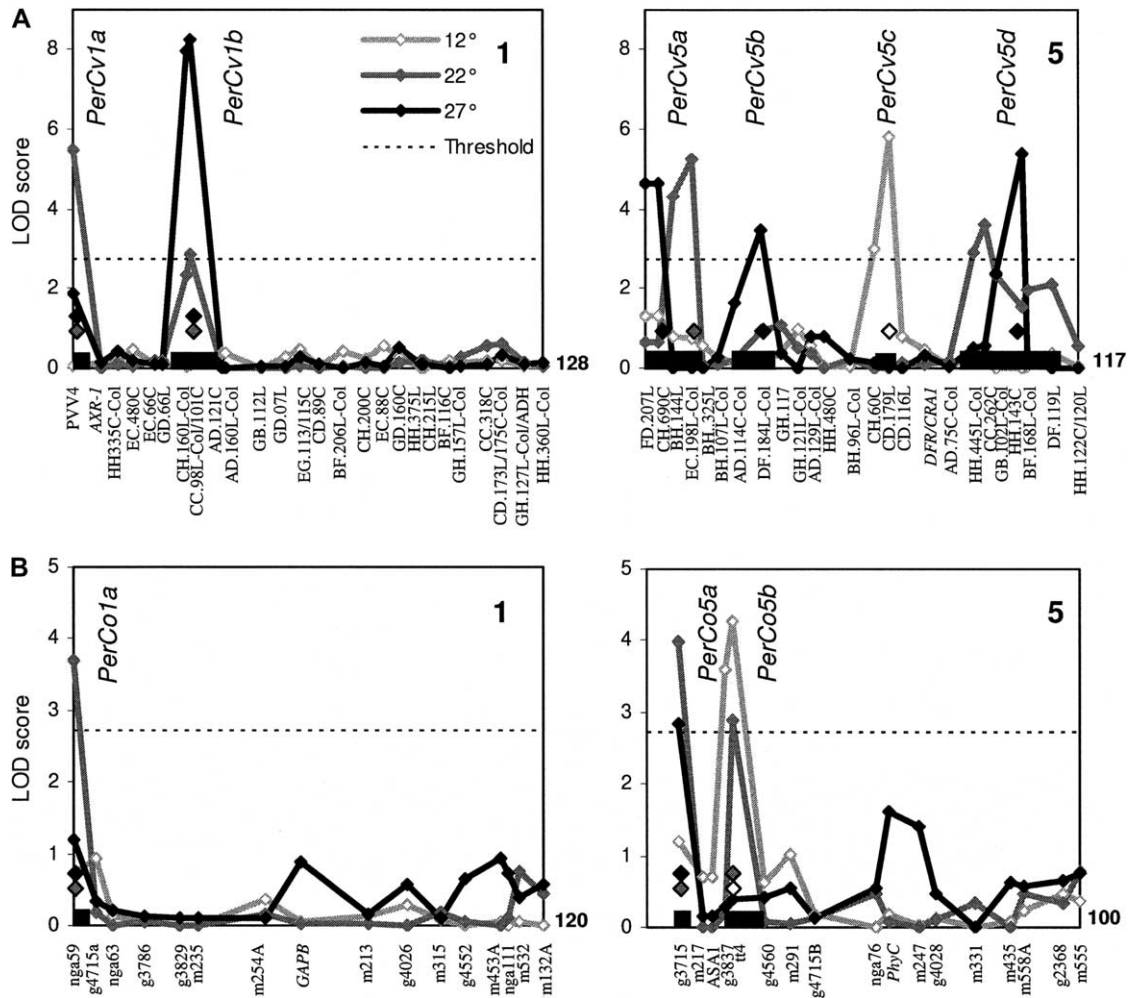


FIGURE 5.—Genetic mapping of circadian period QTL in the CvL and CoL RILs. QTL likelihood (LOD) maps across *Arabidopsis* chromosomes 1 and 5 in the CvL (A) and CoL (B) RILs. Chromosome numbers are indicated in the upper right corner of each graph. Names on the *x*-axis correspond to molecular markers. QTL were mapped independently at 12° (open diamonds), 22° (shaded diamonds), and 27° (solid diamonds). Dashed line represents 2.7 LOD significance threshold of $P < 0.05$ (as calculated from VAN OOIJEN 1999). Solid boxes on *x*-axis span the 2-LOD support interval of mapped QTL. Putative QTL designations are indicated in italics. Selected markers used as cofactors in mapping are identified above the *x*-axis with diamonds shown as open (12°), shaded (22°), and solid (27°) according to temperature.

that a single locus responsible for this QTL effect was maintained within the <900-kb Cvi introgression of NIL 18-32.

The flowering-time gene *GIGANTEA* (*GI*) was the strongest candidate mapping within NIL 18-32 (Figure 7C). Mutant alleles of *gi* show circadian period effects (PARK *et al.* 1999), and the gene was proposed as a candidate for the leaf-movement period QTL *ESP* (SWARUP *et al.* 1999). *PerCv1b* colocalizes with *ESP*, so to test the possibility of *GI* causing the QTL, we sequenced the Cvi allele of the gene (GenBank accession AY685131) and aligned it with the *Ler* (GenBank accession AY682088), Col (GenBank accession AJ133786), and Wassilewskija (WS) (GenBank accession AY685132) alleles. On the basis of the At1g22770.1 gene model, five nucleotide substitutions were identified between the *Ler* and Cvi coding sequences (see supplementary data 2 at <http://www.genetics.org/supplemental/>). Translation of the

coding sequences showed that only two resulted in amino acid substitutions: an isoleucine for a valine substitution at amino acid 113 in *Ler* and a leucine for a phenylalanine substitution at amino acid 718 in Cvi. In both cases, the substituted residues shared properties similar to the ones that they replaced.

Amino acid sequences for *Ler* and Cvi *GI* protein were aligned against the Col (GenBank accession AAF00092) and WS alleles along with homologous *GI* protein sequences from rice, barley and wheat (GenBank accessions NP_914460, AAL08497, and AAQ11738, respectively). Both amino acid substitutions were at conserved residues in *GI* protein from the other *Arabidopsis* accessions and also rice and wheat *GI* (see supplementary data 2 at <http://www.genetics.org/supplemental/>). Leucine⁷¹⁸ was also conserved in barley *GI* (see supplementary data 2 at <http://www.genetics.org/supplemental/>). Conservation of these amino acids is consistent with

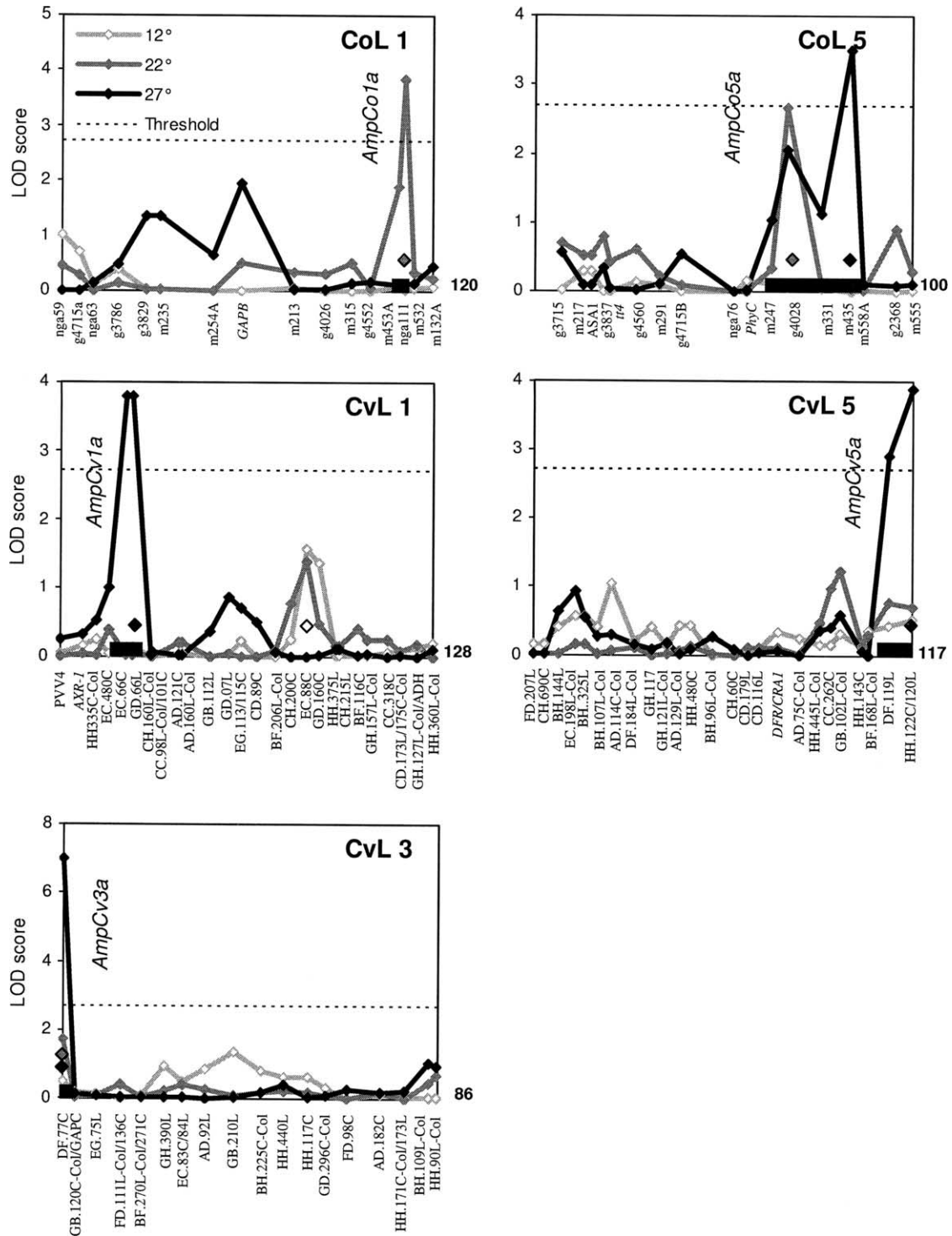


FIGURE 6.—Genetic mapping of leaf-movement amplitude QTL in the CvL and CoL RILs. QTL likelihood (LOD) maps across Arabidopsis chromosomes in CvL and CoL RILs. Population and chromosome number are indicated in the upper right corner of each graph. Names on the x-axis correspond to molecular markers. QTL were mapped independently at 12° (open diamonds), 22° (shaded diamonds), and 27° (solid diamonds). Dashed line represents 2.7 LOD significance threshold of $P < 0.05$ (VAN OIJEN 1999). Solid boxes on the x-axis span the 2-LOD support interval of mapped QTL. Putative QTL designations are indicated in italics. Selected markers used as cofactors in mapping are identified above the x-axis with diamonds shown as open (12°), shaded (22°), and solid (27°) to according to temperature.

either being of functional importance to the protein; however, little is known about the domain structure of GI, so it is difficult to comment on the possible functional consequences of the substitutions.

The tight mapping of *GI* within NIL 18-32, together with known period effects in *gi* mutants (PARK *et al.* 1999) and amino acid substitutions between the *Ler* and *Cvi* alleles of the gene, offered support for it, causing

TABLE 2
QTL Summary

QTL	Chromosome	12°			22°			27°		
		LOD	Var	Effect	LOD	Var	Effect	LOD	Var	Effect
<i>PerCv1a</i>	1	—	—	—	4.31	13.7	-0.81	—	—	—
<i>PerCv1b</i>	1	—	—	—	3.69	11.4	-0.73	8.23	22.3	-1.32
<i>PerCv5a</i>	5	—	—	—	4.66	15.1	0.86	4.65	10.5	0.98
<i>PerCv5b</i>	5	—	—	—	—	—	—	3.48	7.4	0.75
<i>PerCv5c</i>	5	7.5	44.6	-1.52	—	—	—	—	—	—
<i>PerCv5d</i>	5	—	—	—	3.09	7	0.59	5.41	12.7	0.99
<i>PerCo1a</i>	1	—	—	—	3.71	16.7	-0.39	—	—	—
<i>PerCo5a</i>	5	—	—	—	3.99	18.4	0.49	3.38	38.4	0.8
<i>PerCo5b</i>	5	4.28	53.2	1.79	2.9	12	0.43	—	—	—
<i>AmpCv1a</i>	1	—	—	—	—	—	—	3.8	14.9	-0.81
<i>AmpCv3a</i>	3	—	—	—	—	—	—	6.99	32.1	1.2
<i>AmpCv5a</i>	5	—	—	—	—	—	—	3.88	15.3	0.82
<i>AmpCo1a</i>	1	—	—	—	3.83	37	-0.9	—	—	—
<i>AmpCo5a</i>	5	—	—	—	—	—	—	3.5	43.7	2.31

Name, chromosome, and effect of mapped QTL at 12°, 22°, and 27°. “Var” refers to the percentage of phenotypic variance explained by QTL under the particular environment. “Effect” shows the double additive effect of QTL in hours for period (*Per*) and in pixels for amplitude (*Amp*) QTL. Direction of phenotypic effect expressed in terms of the Cvi or the Col allele *vs.* the *Ler* allele of the QTL.

the 22° effect of *PerCv1b*. However, neither NIL 18 nor NIL 18-32 displayed a period phenotype at 27°, indicating that allelic variation at *Gl* alone did not cause the QTL at this temperature.

PerCv5d: NILs 26-4, 19-2, and 30-2 were selected to contain Cvi alleles around the *PerCv5d* locus on the bottom of chromosome 5, which contains many circadian-associated genes (Figures 7, D–F). Both NIL 30-2 and NIL 19-2 showed 0.8-hr period-lengthening effects specific to 27° (Figure 7D and Table 3), similar to the 1.0-hr lengthening effect estimated for the QTL at this temperature (Table 2). Neither NIL, however, showed significant period lengthening at 22°, indicating that the 22° *PerCv5d* effect was either overestimated or mediated by a locus outside of the NIL introgressions.

The strongest candidate genes located within both NIL 19-2's and NIL 30-2's Cvi introgressions were *ZTL*, *SENSITIVITY TO RED LIGHT REDUCED 1 (SRR1)*, *PSEUDO RESPONSE REGULATOR 3 (PRR3)*, and possibly *TOC1* (Figure 7F). NIL 26-4 had a similar, but smaller, Cvi introgression to NIL 30-2 and contained the same candidate genes as the other NILs with the exception of *ZTL* (Figure 7F). Leaf-movement analysis of NIL 26-4 showed no significant period effect at any temperature (Figure 7E and Table 3), indicating that unlike NILs 30-2 and 19-2, NIL 26-4 did not contain the 27° QTL effect. This ruled out *SRR1*, *PRR3*, and *TOC1* as candidates and offered support for *ZTL* being the cause of the QTL.

Previous sequence analysis identified a predicted amino acid polymorphism in the Cvi allele of *ZTL* (SOMERS *et al.* 2000), whereas the *Ler* allele shows no coding sequence polymorphisms compared to Col, C24, or WS (P. GYULA and F. NAGY, unpublished results; D. SOMERS

and S. KAY, personal communication). The lack of a colocalizing QTL at the *PerCv5d* locus in the CoL population suggests that the Col and *Ler* alleles of the QTL are functionally comparable. Thus, the polymorphism in *ZTL^{Cvi}* offers support for this gene causing the QTL. Furthermore, various *ztl* mutants show increased period lengthening at higher temperatures (L. KOZMA-BOGNAR, personal communication), consistent with the suggested effect of the polymorphic Cvi allele of *ZTL* from the NIL leaf-movement analysis.

DISCUSSION

Natural variation in temperature compensation: All of the accessions that we tested showed temperature compensation of their circadian period, with Q_{10} values similar to those previously reported for *Arabidopsis* (SOMERS *et al.* 1998b), *Drosophila* (PITTENDRIGH 1954), and *Neurospora* (LAKIN-THOMAS *et al.* 1990). Sufficient variation in this response was observed to facilitate further dissection of the *Arabidopsis* temperature-compensation mechanisms.

No association could be made between an accession temperature-compensation response and any factors of its geographic origin. Accession period did not show any correlation with latitude, possibly due to the small sample size tested. However, it was negatively correlated with altitude at all temperatures, with the strongest tendency to shorter period in accessions from higher altitudes at 27°. This suggests that some factor related to altitude has placed a selective pressure on the *Arabidopsis* circadian clock, but there is insufficient informa-

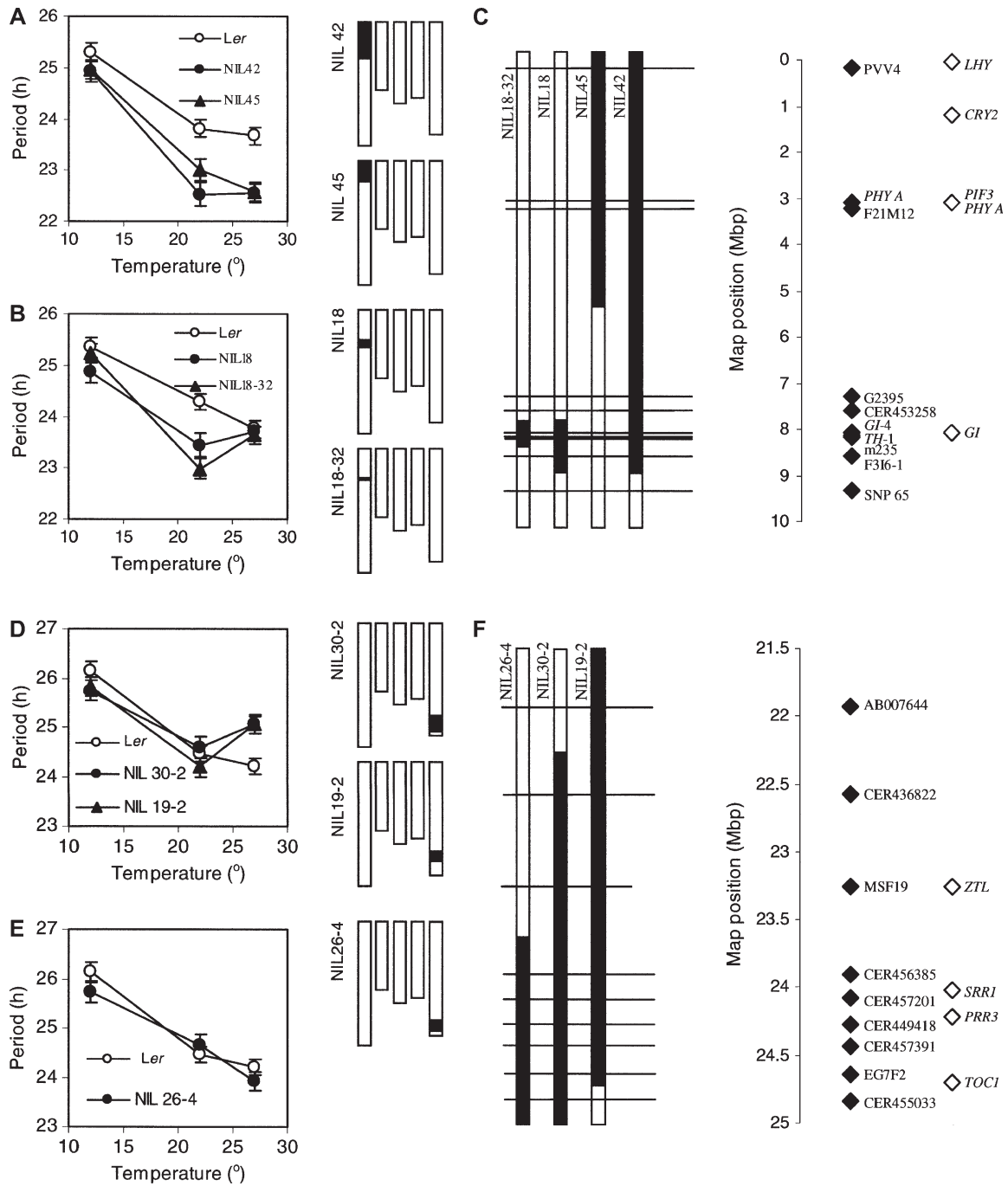


FIGURE 7.—*PerCv1a*, *PerCv1b*, and *PerCv5d* NILs. Mean leaf-movement period of *Ler* is compared to NILs for *PerCv1a* and *PerCv1b* (A and B) and for *PerCv5d* (D and E) at 12°, 22°, and 27°. See insets for line identification. Error bars represent SEM of period estimates. NIL genotypes across the five Arabidopsis chromosomes are shown to the right of each graph. Open regions represent the *Ler* genotype and solid regions represent the *Cvi* genotype. Detailed view of NIL genotypes around *PerCv1a* and *PerCv1b* (C) and *PerCv5d* (F) regions shows the position of mapping markers (solid diamonds) and candidate genes (open diamonds). Horizontal lines correspond to mapping markers and solid (*Cvi*) and open (*Ler*) regions of vertical bars represent the genotype of NILs at the markers. Breakpoints are estimated as the midpoint between mapping markers.

tion on the accession collection sites to identify this factor. Several accessions (Kondara, Sorbo, and Sha) originated from the Himalayan region at high altitude and Far Eastern longitude. This region has shown a cluster of genetic relatedness (BREYNE *et al.* 1999), so it is possible that the period-altitude correlations and

weak period-longitude correlation were partially based on this. Indeed, analysis of a reduced set of accessions, excluding these lines, led to the loss of all significant correlations.

Greater phenotypic difference was observed between *Ler* and *Col* than between *Ler* and *Cvi* (Figure 4A);

TABLE 3
NIL periods

Line	12°		22°		27°	
	Period (hr)	SEM	Period (hr)	SEM	Period (hr)	SEM
<i>Ler</i>	25.3	0.19	23.81	0.16	23.67	0.16
NIL42	24.93	0.21	22.53***	0.22	22.56***	0.19
NIL45	24.97	0.19	23.01*** ^a	0.21	22.57***	0.17
<i>Ler</i>	25.35	0.25	24.29	0.27	23.76	0.37
NIL18	24.87	0.34	23.45**	0.25	23.72	0.26
NIL18-32	25.23	0.39	22.99***	0.31	23.64	0.26
<i>Ler</i>	26.15	0.4	24.47	0.26	24.21	0.32
NIL30-2	25.74	0.27	24.58	0.26	25.05**	0.28
NIL19-2	25.84	0.28	24.2	0.27	25.05*	0.29
NIL26-4	25.72	0.37	24.64	0.26	23.91	0.31

Asterisks indicate *P*-values of Student's *t*-test of NIL periods *vs.* *Ler* at **P* < 0.05, ***P* < 0.02, and ****P* < 0.01.

^a *P*-value < 0.1 of Student's *t*-test of NIL 45 *vs.* NIL 42.

however, the transgression of period in the RILs (Figure 4B) and the number of QTL mapped (Table 2) suggested that greater genetic variation existed between the *Ler* and *Cvi* parents. This is supported by the genetic relatedness of the accessions and by the previous observations of transgressive variation for flowering time in the two RIL populations (ALONSO-BLANCO *et al.* 1998a; BREYNE *et al.* 1999). Where possible, there is clear benefit to using the available information to select more distantly related parents for QTL studies, even if they display similar phenotypes.

Identity of period QTL: Strong candidate genes can be offered for most of the circadian period QTL mapped in this study. *GI* and *ZTL* were supported by analysis of NILs and both have polymorphisms between their *Ler* and *Cvi* alleles. The lack of a period QTL at the *PerCv1b/GI* locus in the CoL population suggests that the *Ler* and Col alleles of the QTL are functionally comparable. Thus, the substitution of leucine⁷¹⁸ for a phenylalanine in *Cvi* seems the stronger candidate. However, the CoL period QTL *TAU1A* (MICHAEL *et al.* 2003) colocalizes with *PerCv1b* and so the amino acid substitution in the *Ler* allele of *GI* cannot be ruled out as a possible cause of the QTL. Confirmation of either change causing *PerCv1b* would require substitution of the amino acid polymorphisms between the two alleles, as carried out for *CRYPTOCHROME 2 (CRY2)* for the flowering-time QTL *EDI* (EL-ASSAL *et al.* 2001).

It seems likely that *GI* is responsible for the 22° period effect of *PerCv1b* and that the QTL is analogous to the previously identified period QTL *ESP* (SWARUP *et al.* 1999). Hypocotyl-length phenotypes in *gi* mutants (FOWLER *et al.* 1999; HUQ *et al.* 2000) also suggest the possibility of *GI* causing the hypocotyl-length QTL

LIGHT1 (BOREVITZ *et al.* 2002). It is clear, however, that *GI* alone is not responsible for the 27° effect estimated for *PerCv1b* and that further 22° and 27° QTL effects lie within the *Cvi* introgression of NIL 45. With *PerCv1a* mapping in this region also, it is likely that NIL 45 contains more than one period-altering locus. *LHY*, *PHYTOCHROME A (PHYA)*, and *PHYTOCHROME INTERACTING FACTOR 3 (PIF3)* all map to this region and thus provide candidate genes for these QTL effects.

The CoL and CvL period QTL, *PerCv5a* and *PerCo5a*, colocalized at the top of chromosome 5, as observed by SWARUP *et al.* (1999) for *AND* and *AAN* at the same locus. *FLOWERING LOCUS C (FLC)* was proposed as a candidate for *AND*, given circadian period effects observed in *flc* mutants and known allelic differences between the accessions (SWARUP *et al.* 1999). *FLC* maps between *PerCv5a* and *PerCv5b* and so could be a candidate for either QTL. *PRR7* offers an alternative candidate for *PerCo5a/PerCv5a* and was proposed as one for the colocalizing CoL period QTL *TAU5A* (MICHAEL *et al.* 2003).

Temperature-compensation mechanisms in Arabidopsis: Candidate genes for the QTL that we mapped in this study suggest that, in Arabidopsis, temperature compensation is not conferred solely by properties of the core protein components of the clock. Not all QTL mapped to such core components and NIL 26-4 showed that *TOC1* did not cause a QTL effect. Of the strongest candidates identified, *ZTL* may directly alter the levels of the core clock component *TOC1* (MAS *et al.* 2003) and, although the biochemical function of *GI* is unknown, it does affect the expression of *CCA1* and *LHY* (FOWLER *et al.* 1999; PARK *et al.* 1999). Our results are consistent with a mechanism for temperature compen-

sation that alters the abundance of clock proteins, mediated by several genes acting in *trans*. However, the data also indicate that different loci are important to period determination between 12° and 27°. This is consistent with the notion of “antagonistic balance” (RUOFF and RENSING 1996; RUOFF *et al.* 1997), because the balance is a local phenomenon at a particular temperature. Our results suggest that temperature compensation in *Arabidopsis* is imparted not by one balance acting at all temperatures, but by multiple balances acting at different temperatures.

We thank Carlos Alonso-Blanco for the provision of seed stocks and for helpful discussions. We are also very grateful to Maarten Koornneef, Detlef Weigel, Ian Bancroft, and Kamal Swarup for provision of seed stocks and crosses; to Jo Putterill, David Somers, and Steve Kay for sequence information; and to Nigel Murphy (Universal Imaging, Marlow, UK) for technical assistance. K.D.E. was funded by a Biotechnology and Biological Sciences Research Council postgraduate studentship. Sequencing work carried out in Hungary was supported by Hungarian Scientific Research Fund T-046710 and by Howard Hughes Medical Institute International Scholarship grants to F.N.

LITERATURE CITED

- ALABADI, D., T. OYAMA, M. J. YANOVSKY, F. G. HARMON, P. MAS *et al.*, 2001 Reciprocal regulation between TOC1 and LHY/CCA1. *Science* **293**: 880–883.
- ALONSO-BLANCO, C., and M. KOORNNEEF, 2000 Naturally occurring variation in *Arabidopsis*: an underexploited resource for plant genetics. *Trends Plant Sci.* **5**: 22–29.
- ALONSO-BLANCO, C., S. E. D. ELASSAL, G. COUPLAND and M. KOORNNEEF, 1998a Analysis of natural allelic variation at flowering time loci in the Landsberg *erecta* and Cape Verde Islands ecotypes of *Arabidopsis thaliana*. *Genetics* **149**: 749–764.
- ALONSO-BLANCO, C., A. J. M. PEETERS, M. KOORNNEEF, C. LISTER, C. DEAN *et al.*, 1998b Development of an AFLP based linkage map of *Ler*, Col and Cvi *Arabidopsis thaliana* ecotypes and construction of a *Ler*/Cvi recombinant inbred line population. *Plant J.* **14**: 259–271.
- BOREVITZ, J. O., J. N. MALOOF, J. LUTES, T. DABI, J. L. REDFERN *et al.*, 2002 Quantitative trait loci controlling light and hormone response in two accessions of *Arabidopsis thaliana*. *Genetics* **160**: 683–696.
- BREYNE, P., D. ROMBAUT, A. VAN GYSEL, M. VAN MONTAGU and T. GERATS, 1999 AFLP analysis of genetic diversity within and between *Arabidopsis thaliana* ecotypes. *Mol. Gen. Genet.* **261**: 627–634.
- EL-ASSAL, S. E., C. ALONSO-BLANCO, A. J. M. PEETERS, V. RAZ and M. KOORNNEEF, 2001 A QTL for flowering time in *Arabidopsis* reveals a novel allele of *CRY2*. *Nat. Genet.* **29**: 435–440.
- FOWLER, S., K. LEE, H. ONOUCHI, A. SAMACH, K. RICHARDSON *et al.*, 1999 *GIGANTEA*: a circadian clock-controlled gene that regulates photoperiodic flowering in *Arabidopsis* and encodes a protein with several possible membrane-spanning domains. *EMBO J.* **18**: 4679–4688.
- HAMBLIN, M. J., N. E. WHITE, P. T. J. EMERY, K. KAISER and J. C. HALL, 1998 Molecular and behavioral analysis of four period mutants in *Drosophila melanogaster* encompassing extreme short, novel long, and unorthodox arrhythmic types. *Genetics* **149**: 165–178.
- HARMER, S. L., J. B. HOGENESCH, M. STRAUME, H. S. CHANG, B. HAN *et al.*, 2000 Orchestrated transcription of key pathways in *Arabidopsis* by the circadian clock. *Science* **290**: 2110–2113.
- HOFSTETTER, J. R., A. R. MAYEDA, B. POSSIDENTE and J. I. NURNBERGER, 1995 Quantitative trait loci (QTL) for circadian rhythms of locomotor activity in mice. *Behav. Genet.* **25**: 545–556.
- HOFSTETTER, J. R., J. A. TROFATTER, K. L. KERNEK, J. I. NURNBERGER and A. R. MAYEDA, 2003 New quantitative trait loci for the genetic variance in circadian period of locomotor activity between inbred strains of mice. *J. Biol. Rhythms* **18**: 450–462.
- HUO, E., J. M. TEPPERMAN and P. H. QUAIL, 2000 *GIGANTEA* is a nuclear protein involved in phytochrome signaling in *Arabidopsis*. *Proc. Natl. Acad. Sci. USA* **97**: 9789–9794.
- JANDER, G., S. R. NORRIS, S. D. ROUNSLEY, D. F. BUSH, I. M. LEVIN *et al.*, 2002 *Arabidopsis* map-based cloning in the post-genome era. *Plant Physiol.* **129**: 440–450.
- JOHNSON, C. H., J. ELLIOTT, R. FOSTER, K.-I. HONMA and R. KRONAUER, 2003 Fundamental properties of circadian rhythms, pp. 67–105 in *Chronobiology: Biological Timekeeping*, edited by J. DUNLAP, J. J. LOROS and P. J. DECOURSEY. Sinauer Associates, Sunderland, MA.
- LAKIN-THOMAS, P. L., G. G. COT and S. BRODY, 1990 Circadian rhythms in *Neurospora crassa*: biochemistry and genetics. *CRC Crit. Rev. Microbiol.* **17**: 365–416.
- LISTER, C., and C. DEAN, 1993 Recombinant inbred lines for mapping RFLP and phenotypic markers in *Arabidopsis thaliana*. *Plant J.* **4**: 745–750.
- LIU, Y., N. Y. GARCEAU, J. J. LOROS and J. C. DUNLAP, 1997 Thermally regulated translational control of FRQ mediates aspects of temperature responses in the *Neurospora* circadian clock. *Cell* **89**: 477–486.
- MAJERCAK, J., D. SIDOTE, P. E. HARDIN and I. EDERY, 1999 How a circadian clock adapts to seasonal decreases in temperature and day length. *Neuron* **24**: 219–230.
- MAS, P., W. KIM, D. SOMERS and S. KAY, 2003 Targeted degradation of TOC1 by ZTL modulates circadian function in *Arabidopsis thaliana*. *Nature* **426**: 567–570.
- MAYEDA, A. R., J. R. HOFSTETTER, J. K. BELKNAP and J. I. NURNBERGER, 1996 Hypothetical quantitative trait loci (QTL) for circadian period of locomotor activity in CxB recombinant inbred strains of mice. *Behav. Genet.* **26**: 505–511.
- MCWATTERS, H. G., R. M. BASTOW, A. HALL and A. J. MILLAR, 2000 The *ELF3 zeitnehmer* regulates light signalling to the circadian clock. *Nature* **408**: 716–720.
- MICHAEL, T. P., P. A. SALOME, H. J. YU, T. R. SPENCER, E. L. SHARP *et al.*, 2003 Enhanced fitness conferred by naturally occurring variation in the circadian clock. *Science* **302**: 1049–1053.
- OUYANG, Y., C. R. ANDERSSON, T. KONDO, S. S. GOLDEN and C. H. JOHNSON, 1998 Resonating circadian clocks enhance fitness in cyanobacteria. *Proc. Natl. Acad. Sci. USA* **95**: 8660–8664.
- PARK, D. H., D. E. SOMERS, Y. S. KIM, Y. H. CHOY, H. K. LIM *et al.*, 1999 Control of circadian rhythms and photoperiodic flowering by the *Arabidopsis GIGANTEA* gene. *Science* **285**: 1579–1582.
- PATTERSON, H. D., and R. THOMPSON, 1971 Recovery of inter-block information when block sizes are unequal. *Biometrika* **58**: 545–554.
- PAYNE, R. W., P. LANE, P. DIGBY, S. HARDING, P. LEECH *et al.*, 1993 *Genstat 5 Release 3 Reference Manual*. Oxford University Press, Oxford.
- PIGLIUCCI, M., 1998 Ecological and evolutionary genetics of *Arabidopsis*. *Trends Plant Sci.* **3**: 485–489.
- PITTENDRIGH, C. S., 1954 On temperature independence in the clock system controlling emergence time in *Drosophila*. *Proc. Natl. Acad. Sci. USA* **40**: 1018–1029.
- PITTENDRIGH, C. S., 1993 Temporal organization: reflections of a Darwinian clock-watcher. *Annu. Rev. Physiol.* **55**: 17–54.
- PLAUTZ, J. D., M. STRAUME, R. STANEWSKY, C. F. JAMISON, C. BRANDES *et al.*, 1997 Quantitative analysis of *Drosophila period* gene transcription in living animals. *J. Biol. Rhythms* **12**: 204–217.
- PRICE, J. L., 1997 Insights into the molecular mechanisms of temperature compensation from the *Drosophila* PERIOD and TIMELESS mutants. *Chronobiol. Int.* **14**: 455–468.
- QUEITSCH, C., T. A. SANGSTER and S. LINDQUIST, 2002 Hsp90 as a capacitor of phenotypic variation. *Nature* **417**: 618–624.
- ROTHENFLUH, A., M. ABODEELY, J. L. PRICE and M. W. YOUNG, 2000 Isolation and analysis of six timeless alleles that cause short- or long-period circadian rhythms in *Drosophila*. *Genetics* **156**: 665–675.
- RUOFF, P., 1992 Introducing temperature-compensation in any reaction kinetic oscillator model. *J. Interdiscipl. Cycle Res.* **23**: 92–99.
- RUOFF, P., and L. RENSING, 1996 The temperature-compensated Goodwin model simulates many circadian clock properties. *J. Theor. Biol.* **179**: 275–285.
- RUOFF, P., L. RENSING, R. KOMMEDAL and S. MOHSENZADEH, 1997

- Modeling temperature compensation in chemical and biological oscillators. *Chronobiol. Int.* **14**: 499–510.
- SALATHIA, N., K. EDWARDS and A. J. MILLAR, 2002 QTL for timing: a natural diversity of clock genes. *Trends Genet.* **18**: 115–118.
- SALOME, P. A., T. P. MICHAEL, E. V. KEARNS, A. G. FETT-NETO, R. A. SHARROCK *et al.*, 2002 The out of phase I mutant defines a role for PHYB in circadian phase control in *Arabidopsis*. *Plant Physiol.* **129**: 1674–1685.
- SAWYER, L. A., J. M. HENNESSY, A. A. PEIXOTO, E. ROSATO, H. PARKINSON *et al.*, 1997 Natural variation in a *Drosophila* clock gene and temperature compensation. *Science* **278**: 2117–2120.
- SHIMOMURA, K., S. S. LOW-ZEDDIES, D. P. KING, T. D. L. STEEVES, A. WHITELEY *et al.*, 2001 Genome-wide epistatic interaction analysis reveals complex genetic determinants of circadian behavior in mice. *Genome Res.* **11**: 959–980.
- SOMERS, D. E., P. F. DEVLIN and S. A. KAY, 1998a Phytochromes and cryptochromes in the entrainment of the *Arabidopsis* circadian clock. *Science* **282**: 1488–1490.
- SOMERS, D. E., A. A. R. WEBB, M. PEARSON and S. A. KAY, 1998b The short-period mutant, *toc1-1*, alters circadian clock regulation of multiple outputs throughout development in *Arabidopsis thaliana*. *Development* **125**: 485–494.
- SOMERS, D. E., T. F. SCHULTZ, M. MILNAMOW and S. A. KAY, 2000 ZEITLUPE encodes a novel clock-associated PAS protein from *Arabidopsis*. *Cell* **101**: 319–329.
- SWARUP, K., C. ALONSO-BLANCO, J. R. LYNN, S. D. MICHAELS, R. M. AMASINO *et al.*, 1999 Natural allelic variation identifies new genes in the *Arabidopsis* circadian system. *Plant J.* **20**: 67–77.
- TATUSOVA, T. A., and T. L. MADDEN, 1999 Blast 2 sequences—a new tool for comparing protein and nucleotide sequences. *FEMS Microbiol. Lett.* **174**: 247–250.
- VAN OOIJEN, J. W., 1999 LOD significance thresholds for QTL analysis in experimental populations of diploid species. *Heredity* **83**: 613–624.
- VAN OOIJEN, J. W., and C. MALIEPAARD, 1996 *MapQTL Version 3.0: Software for the Calculation of QTL Positions on Genetic Maps*. CPRO-DLO, Wageningen, The Netherlands.

Communicating editor: J. J. LOROS

Supplementary Data 1

Alignment of *GIGANTEA* nucleotide coding sequence from Cvi, Ler, Col (AJ133786) and WS accessions of *Arabidopsis thaliana*. Cvi, Ler and WS coding sequences were based on At1g22770.1 gene model of genomic sequences AY685131, AY682088 and AY685132 respectively. Sequences were aligned with the ClustalW (1.82) WWW Service at the European Bioinformatics Institute (<http://www.ebi.ac.uk/clustalw>). Nucleotide substitutions are highlighted in red.

SeqA Name	Len(nt)	SeqB Name	Len(nt)	Score
1 GIGANTEA_Cvi_CDS	3522	2 GIGANTEA_Ler_CDS	3522	99
1 GIGANTEA_Cvi_CDS	3522	3 GIGANTEA_Col_CDS	3522	99
1 GIGANTEA_Cvi_CDS	3522	4 GIGANTEA_WS_CDS	3522	99
2 GIGANTEA_Ler_CDS	3522	3 GIGANTEA_Col_CDS	3522	99
2 GIGANTEA_Ler_CDS	3522	4 GIGANTEA_WS_CDS	3522	99
3 GIGANTEA_Col_CDS	3522	4 GIGANTEA_WS_CDS	3522	99

```

GIGANTEA_Cvi_CDS      ATGGCTAGTTCATCTTCATCTGAGAGATGGATCGATGGTCTTCAGTTCCTCCTTGTTA 60
GIGANTEA_Ler_CDS      ATGGCTAGTTCATCTTCATCTGAGAGATGGATCGATGGTCTTCAGTTCCTCCTTGTTA 60
GIGANTEA_Col_CDS      ATGGCTAGTTCATCTTCATCTGAGAGATGGATCGATGGTCTTCAGTTCCTCCTTGTTA 60
GIGANTEA_WS_CDS       ATGGCTAGTTCATCTTCATCTGAGAGATGGATCGATGGTCTTCAGTTCCTCCTTGTTA 60
*****

GIGANTEA_Cvi_CDS      TGGCCTCCGCCACGAGATCCTCAACAACATAAGGATCAAGTCGTTGCTTATGTTGAATAT 120
GIGANTEA_Ler_CDS      TGGCCTCCGCCACGAGATCCTCAACAACATAAGGATCAAGTCGTTGCTTATGTTGAATAT 120
GIGANTEA_Col_CDS      TGGCCTCCGCCACGAGATCCTCAACAACATAAGGATCAAGTCGTTGCTTATGTTGAATAT 120
GIGANTEA_WS_CDS       TGGCCTCCGCCACGAGATCCTCAACAACATAAGGATCAAGTCGTTGCTTATGTTGAATAT 120
*****

GIGANTEA_Cvi_CDS      TTTGGTCAATTTACATCAGAGCAATTTCCAGATGACATTGCTGAGTTGGTCCGGCATCAG 180
GIGANTEA_Ler_CDS      TTTGGTCAATTTACATCAGAGCAATTTCCAGATGACATTGCTGAGTTGGTCCGGCATCAG 180
GIGANTEA_Col_CDS      TTTGGTCAATTTACATCAGAGCAATTTCCAGATGACATTGCTGAGTTGGTCCGGCATCAG 180
GIGANTEA_WS_CDS       TTTGGTCAATTTACATCAGAGCAATTTCCAGATGACATTGCTGAGTTGGTCCGGCATCAG 180
*****

GIGANTEA_Cvi_CDS      TATCCATCAACTGAGAAGCGACTTTTAGACGATGTGCTGGCGATGTTTGTCTTCATCAT 240
GIGANTEA_Ler_CDS      TATCCATCAACTGAGAAGCGACTTTTAGACGATGTGCTGGCGATGTTTGTCTTCATCAT 240
GIGANTEA_Col_CDS      TATCCATCAACTGAGAAGCGACTTTTAGACGATGTGCTGGCGATGTTTGTCTTCATCAT 240
GIGANTEA_WS_CDS       TATCCATCAACGAGAAGCGACTTTTAGACGATGTGCTGGCGATGTTTGTCTTCATCAT 240
*****

GIGANTEA_Cvi_CDS      CCGGAGCATGGTCATGCAGTCATTCTCCAATCATTTCATGTCTTATTGATGGCTCGTTG 300
GIGANTEA_Ler_CDS      CCGGAGCATGGTCATGCAGTCATTCTCCAATCATTTCATGTCTTATTGATGGCTCGTTG 300
GIGANTEA_Col_CDS      CCGGAGCATGGTCATGCAGTCATTCTCCAATCATTTCATGTCTTATTGATGGCTCGTTG 300
GIGANTEA_WS_CDS       CCGGAGCATGGTCATGCAGTCATTCTCCAATCATTTCATGTCTTATTGATGGCTCGTTG 300
*****

GIGANTEA_Cvi_CDS      GTGTACAGCAAGGAAGCTCATCCGTTTGCCCTCTTTCATATCTTTAGTTTGCCCAAGTAGT 360
GIGANTEA_Ler_CDS      GTGTACAGCAAGGAAGCTCATCCGTTTGCCCTCTTTCATATCTTTAGTTTGCCCAAGTAGT 360
GIGANTEA_Col_CDS      GTGTACAGCAAGGAAGCTCATCCGTTTGCCCTCTTTCATATCTTTAGTTTGCCCAAGTAGT 360
GIGANTEA_WS_CDS       GTGTACAGCAAGGAAGCTCATCCGTTTGCCCTCTTTCATATCTTTAGTTTGCCCAAGTAGT 360
*****

GIGANTEA_Cvi_CDS      GAGAATGACTATTCGGAGCAATGGGCTTTGGCATGTGGAGAAATCCTTCGCATTTTGACT 420
GIGANTEA_Ler_CDS      GAGAATGACTATTCGGAGCAATGGGCTTTGGCATGTGGAGAAATCCTTCGCATTTTGACT 420
GIGANTEA_Col_CDS      GAGAATGACTATTCGGAGCAATGGGCTTTGGCATGTGGAGAAATCCTTCGCATTTTGACT 420
GIGANTEA_WS_CDS       GAGAATGACTATTCGGAGCAATGGGCTTTGGCATGTGGAGAAATCCTTCGCATTTTGACT 420
*****

GIGANTEA_Cvi_CDS      CATTACAACCGTCCCATTTATAAACTGAGCAGCAAAATGGAGATACAGAGAGAAATTGT 480

```

GIGANTEA_Ler_CDS CATTACAACCGTCCCATTTTATAAACTGAGCAGCAAATGGAGATACAGAGAGAAATTGT 480
GIGANTEA_Col_CDS CATTACAACCGTCCCATTTTATAAACTGAGCAGCAAATGGAGATACAGAGAGAAATTGT 480
GIGANTEA_WS_CDS CATTACAACCGTCCCATTTTATAAACTGAGCAGCAAATGGAGATACAGAGAGAAATTGT 480

GIGANTEA_Cvi_CDS CTGAGCAAAGCTACAAGTCTCGACTTCAGAGCCTAAGGCTGGATCACCAACA 540
GIGANTEA_Ler_CDS CTGAGCAAAGCTACAAGTCTCGACTTCAGAGCCTAAGGCTGGATCACCAACA 540
GIGANTEA_Col_CDS CTGAGCAAAGCTACAAGTCTCGACTTCAGAGCCTAAGGCTGGATCACCAACA 540
GIGANTEA_WS_CDS CTGAGCAAAGCTACAAGTCTCGACTTCAGAGCCTAAGGCTGGATCACCAACA 540

GIGANTEA_Cvi_CDS CAGCATGAAAGGAAACCTTTAAGGCCTTTGTCTCCATGGATCAGTGATATACTACTTGCT 600
GIGANTEA_Ler_CDS CAGCATGAAAGGAAACCTTTAAGGCCTTTGTCTCCATGGATCAGTGATATACTACTTGCT 600
GIGANTEA_Col_CDS CAGCATGAAAGGAAACCTTTAAGGCCTTTGTCTCCATGGATCAGTGATATACTACTTGCT 600
GIGANTEA_WS_CDS CAGCATGAAAGGAAACCTTTAAGGCCTTTGTCTCCATGGATCAGTGATATACTACTTGCT 600

GIGANTEA_Cvi_CDS GCTCCTCTTGGTATAAGAAGTGACTATTTCCGATGGTGTAGTGGTGAATGGGTAATAT 660
GIGANTEA_Ler_CDS GCTCCTCTTGGTATAAGAAGTGACTATTTCCGATGGTGTAGTGGTGAATGGGTAATAT 660
GIGANTEA_Col_CDS GCTCCTCTTGGTATAAGAAGTGACTATTTCCGATGGTGTAGTGGTGAATGGGTAATAT 660
GIGANTEA_WS_CDS GCTCCTCTTGGTATAAGAAGTGACTATTTCCGATGGTGTAGTGGTGAATGGGTAATAT 660

GIGANTEA_Cvi_CDS GCTGCTGGAGAGCTCAAGCCGCCAACATTGCTTCTCGAGGATCTGGTAAACATCCTCAA 720
GIGANTEA_Ler_CDS GCTGCTGGAGAGCTCAAGCCGCCAACATTGCTTCTCGAGGATCTGGTAAACATCCTCAA 720
GIGANTEA_Col_CDS GCTGCTGGAGAGCTCAAGCCGCCAACATTGCTTCTCGAGGATCTGGTAAACATCCTCAA 720
GIGANTEA_WS_CDS GCTGCTGGAGAGCTCAAGCCGCCAACATTGCTTCTCGAGGATCTGGTAAACATCCTCAA 720

GIGANTEA_Cvi_CDS CTGATGCCTTCAACCCCAAGATGGGCTGTTGCTAATGGAGCTGGTGTACTACTGAGTGTT 780
GIGANTEA_Ler_CDS CTGATGCCTTCAACCCCAAGATGGGCTGTTGCTAATGGAGCTGGTGTACTACTGAGTGTT 780
GIGANTEA_Col_CDS CTGATGCCTTCAACCCCAAGATGGGCTGTTGCTAATGGAGCTGGTGTACTACTGAGTGTT 780
GIGANTEA_WS_CDS CTGATGCCTTCAACCCCAAGATGGGCTGTTGCTAATGGAGCTGGTGTACTACTGAGTGTT 780

GIGANTEA_Cvi_CDS TGTGATGATGAAGTTGCTCGATATGAGACTGCTACGCTGACAGCGGTGCTGCTCCCTGCA 840
GIGANTEA_Ler_CDS TGTGATGATGAAGTTGCTCGATATGAGACTGCTACGCTGACAGCGGTGCTGCTCCCTGCA 840
GIGANTEA_Col_CDS TGTGATGATGAAGTTGCTCGATATGAGACTGCTACGCTGACAGCGGTGCTGCTCCCTGCA 840
GIGANTEA_WS_CDS TGTGATGATGAAGTTGCTCGATATGAGACTGCTACGCTGACAGCGGTGCTGCTCCCTGCA 840

GIGANTEA_Cvi_CDS CTTCTTCTTCTCCGCAACGACATCCTTAGATGAGCATCTAGTTGCTGGCCTTCCAGCT 900
GIGANTEA_Ler_CDS CTTCTTCTTCTCCGCAACGACATCCTTAGATGAGCATCTAGTTGCTGGCCTTCCAGCT 900
GIGANTEA_Col_CDS CTTCTTCTTCTCCGCAACGACATCCTTAGATGAGCATCTAGTTGCTGGCCTTCCAGCT 900
GIGANTEA_WS_CDS CTTCTTCTTCTCCGCAACGACATCCTTAGATGAGCATCTAGTTGCTGGCCTTCCAGCT 900

GIGANTEA_Cvi_CDS CTTGAACCATATGCACGTTTGTTCATAGATACTATGCCATTGCAACTCCAAGTGCTACG 960
GIGANTEA_Ler_CDS CTTGAACCATATGCACGTTTGTTCATAGATACTATGCCATTGCAACTCCAAGTGCTACG 960
GIGANTEA_Col_CDS CTTGAACCATATGCACGTTTGTTCATAGATACTATGCCATTGCAACTCCAAGTGCTACG 960
GIGANTEA_WS_CDS CTTGAACCATATGCACGTTTGTTCATAGATACTATGCCATTGCAACTCCAAGTGCTACG 960

GIGANTEA_Cvi_CDS CAGAGACTTCTTCTTGACTCTTAGAAGCACCACCGTCGTGGGCTCCAGATGCACTTGAT 1020
GIGANTEA_Ler_CDS CAGAGACTTCTTCTTGACTCTTAGAAGCACCACCGTCGTGGGCTCCAGATGCACTTGAT 1020
GIGANTEA_Col_CDS CAGAGACTTCTTCTTGACTCTTAGAAGCACCACCGTCGTGGGCTCCAGATGCACTTGAT 1020
GIGANTEA_WS_CDS CAGAGACTTCTTCTTGACTCTTAGAAGCACCACCGTCGTGGGCTCCAGATGCACTTGAT 1020

GIGANTEA_Cvi_CDS GCTGCTGTACAGCTTGTGGAACCTTTCGAGCTGCTGAAGATTATGCATCTGGTGTAAAG 1080
GIGANTEA_Ler_CDS GCTGCTGTACAGCTTGTGGAACCTTTCGAGCTGCTGAAGATTATGCATCTGGTGTAAAG 1080
GIGANTEA_Col_CDS GCTGCTGTACAGCTTGTGGAACCTTTCGAGCTGCTGAAGATTATGCATCTGGTGTAAAG 1080
GIGANTEA_WS_CDS GCTGCTGTACAGCTTGTGGAACCTTTCGAGCTGCTGAAGATTATGCATCTGGTGTAAAG 1080

GIGANTEA_Cvi_CDS CTACCCAGGAAGTGGATGCATTTGCACCTTCTGCGGGCTATAGGAATTGCTATGCTATG 1140
GIGANTEA_Ler_CDS CTACCCAGGAAGTGGATGCATTTGCACCTTCTGCGGGCTATAGGAATTGCTATGCTATG 1140
GIGANTEA_Col_CDS CTACCCAGGAAGTGGATGCATTTGCACCTTCTGCGGGCTATAGGAATTGCTATGCTATG 1140
GIGANTEA_WS_CDS CTACCCAGGAAGTGGATGCATTTGCACCTTCTGCGGGCTATAGGAATTGCTATGCTATG 1140

GIGANTEA_Cvi_CDS AGGGCAGGTGTGCTGCTGATGCTGCAGCCGCTTTGCTTTTCCGCATACTCTCACAGCCG 1200
GIGANTEA_Ler_CDS AGGGCAGGTGTGCTGCTGATGCTGCAGCCGCTTTGCTTTTCCGCATACTCTCACAGCCG 1200
GIGANTEA_Col_CDS AGGGCAGGTGTGCTGCTGATGCTGCAGCCGCTTTGCTTTTCCGCATACTCTCACAGCCG 1200
GIGANTEA_WS_CDS AGGGCAGGTGTGCTGCTGATGCTGCAGCCGCTTTGCTTTTCCGCATACTCTCACAGCCG 1200

GIGANTEA_Cvi_CDS GCAC TGCTTTTTCCTCCGCTAAGTCAAGTTGAGGGAGTAGAAATTCAGCACGCGCCTATT 1260
GIGANTEA_Ler_CDS GCAC TGCTTTTTCCTCCGCTAAGTCAAGTTGAGGGAGTAGAAATTCAGCACGCGCCTATT 1260
GIGANTEA_Col_CDS GCAC TGCTTTTTCCTCCGCTAAGTCAAGTTGAGGGAGTAGAAATTCAGCACGCGCCTATT 1260
GIGANTEA_WS_CDS GCAC TGCTTTTTCCTCCGCTAAGTCAAGTTGAGGGAGTAGAAATTCAGCACGCGCCTATT 1260

GIGANTEA_Cvi_CDS GGTGGCTACAGTTCAAATTCAGAAAACAGATAGAAGTTCCCTGCAGCAGAAGCAACCATT 1320
GIGANTEA_Ler_CDS GGTGGCTACAGTTCAAATTCAGAAAACAGATAGAAGTTCCCTGCAGCAGAAGCAACCATT 1320
GIGANTEA_Col_CDS GGTGGCTACAGTTCAAATTCAGAAAACAGATAGAAGTTCCCTGCAGCAGAAGCAACCATT 1320
GIGANTEA_WS_CDS GGTGGCTACAGTTCAAATTCAGAAAACAGATAGAAGTTCCCTGCAGCAGAAGCAACCATT 1320

GIGANTEA_Cvi_CDS GAAGCCACTGCCAAGGAATTGCCTCAATGCTTTGTGCTCATGGTCTGAAGTTGAGTGG 1380
GIGANTEA_Ler_CDS GAAGCCACTGCCAAGGAATTGCCTCAATGCTTTGTGCTCATGGTCTGAAGTTGAGTGG 1380
GIGANTEA_Col_CDS GAAGCCACTGCCAAGGAATTGCCTCAATGCTTTGTGCTCATGGTCTGAAGTTGAGTGG 1380
GIGANTEA_WS_CDS GAAGCCACTGCCAAGGAATTGCCTCAATGCTTTGTGCTCATGGTCTGAAGTTGAGTGG 1380

GIGANTEA_Cvi_CDS AGAATTTGCACTATATGGGAAGCTGCTTATGGTTTGATCCCTTTAAATTCCTCGGCGGTT 1440
GIGANTEA_Ler_CDS AGAATTTGCACTATATGGGAAGCTGCTTATGGTTTGATCCCTTTAAATTCCTCGGCGGTT 1440
GIGANTEA_Col_CDS AGAATTTGCACTATATGGGAAGCTGCTTATGGTTTGATCCCTTTAAATTCCTCGGCGGTT 1440
GIGANTEA_WS_CDS AGAATTTGCACTATATGGGAAGCTGCTTATGGTTTGATCCCTTTAAATTCCTCGGCGGTT 1440

GIGANTEA_Cvi_CDS GATCTTCCCGAAATCATAGTTGCTACCCCACTGCAACCTCCTATCTTGTCATGGAATTTA 1500
GIGANTEA_Ler_CDS GATCTTCCCGAAATCATAGTTGCTACCCCACTGCAACCTCCTATCTTGTCATGGAATTTA 1500
GIGANTEA_Col_CDS GATCTTCCCGAAATCATAGTTGCTACCCCACTGCAACCTCCTATCTTGTCATGGAATTTA 1500
GIGANTEA_WS_CDS GATCTTCCCGAAATCATAGTTGCTACCCCACTGCAACCTCCTATCTTGTCATGGAATTTA 1500

GIGANTEA_Cvi_CDS TACATTCCTCCTCAAAGTACTTGAATATCTTCCACGGGGGAGTCTTCGGAAGCATGC 1560
GIGANTEA_Ler_CDS TACATTCCTCCTCAAAGTACTTGAATATCTTCCACGGGGGAGTCTTCGGAAGCATGC 1560
GIGANTEA_Col_CDS TACATTCCTCCTCAAAGTACTTGAATATCTTCCACGGGGGAGTCTTCGGAAGCATGC 1560
GIGANTEA_WS_CDS TACATTCCTCCTCAAAGTACTTGAATATCTTCCACGGGGGAGTCTTCGGAAGCATGC 1560

GIGANTEA_Cvi_CDS TTGATGAAAATATTTGTTGCCACTGTGGAACAATACTCAGTAGAACTTTTCCGCCTGAA 1620
GIGANTEA_Ler_CDS TTGATGAAAATATTTGTTGCCACTGTGGAACAATACTCAGTAGAACTTTTCCGCCTGAA 1620
GIGANTEA_Col_CDS TTGATGAAAATATTTGTTGCCACTGTGGAACAATACTCAGTAGAACTTTTCCGCCTGAA 1620
GIGANTEA_WS_CDS TTGATGAAAATATTTGTTGCCACTGTGGAACAATACTCAGTAGAACTTTTCCGCCTGAA 1620

GIGANTEA_Cvi_CDS TCTTCCAGGGAAC TAACCAGAAAAGCTAGATCGAGTTTACCACAAGATCAGCGACCAA 1680
GIGANTEA_Ler_CDS TCTTCCAGGGAAC TAACCAGAAAAGCTAGATCGAGTTTACCACAAGATCAGCGACCAA 1680
GIGANTEA_Col_CDS TCTTCCAGGGAAC TAACCAGAAAAGCTAGATCGAGTTTACCACAAGATCAGCGACCAA 1680
GIGANTEA_WS_CDS TCTTCCAGGGAAC TAACCAGAAAAGCTAGATCGAGTTTACCACAAGATCAGCGACCAA 1680

GIGANTEA_Cvi_CDS AATCTTGCTATGCTGAGCTTCGTGCTATGGTCCATGCTCTCTTTT TAGAATCATGCGCT 1740
GIGANTEA_Ler_CDS AATCTTGCTATGCTGAGCTTCGTGCTATGGTCCATGCTCTCTTTT TAGAATCATGCGCT 1740
GIGANTEA_Col_CDS AATCTTGCTATGCTGAGCTTCGTGCTATGGTCCATGCTCTCTTTT TAGAATCATGCGCT 1740
GIGANTEA_WS_CDS AATCTTGCTATGCTGAGCTTCGTGCTATGGTCCATGCTCTCTTTT TAGAATCATGCGCT 1740

GIGANTEA_Cvi_CDS GGTGTGGAATTAGCTTACGCCTACTTTTGTGTGTTGACTGTATGTGTTAGCCATGAA 1800
GIGANTEA_Ler_CDS GGTGTGGAATTAGCTTACGCCTACTTTTGTGTGTTGACTGTATGTGTTAGCCATGAA 1800
GIGANTEA_Col_CDS GGTGTGGAATTAGCTTACGCCTACTTTTGTGTGTTGACTGTATGTGTTAGCCATGAA 1800
GIGANTEA_WS_CDS GGTGTGGAATTAGCTTACGCCTACTTTTGTGTGTTGACTGTATGTGTTAGCCATGAA 1800

GIGANTEA_Cvi_CDS GCACAGTCTAGTGGTAGCAAGAGACCGAGAAGTGAATATGCTAGTACTACTGAAAATATT 1860
GIGANTEA_Ler_CDS GCACAGTCTAGTGGTAGCAAGAGACCGAGAAGTGAATATGCTAGTACTACTGAAAATATT 1860
GIGANTEA_Col_CDS GCACAGTCTAGTGGTAGCAAGAGACCGAGAAGTGAATATGCTAGTACTACTGAAAATATT 1860
GIGANTEA_WS_CDS GCACAGTCTAGTGGTAGCAAGAGACCGAGAAGTGAATATGCTAGTACTACTGAAAATATT 1860

GIGANTEA_Cvi_CDS GAGGCGAATCAACCTGTATCTAACAAATCAAACCTGCTAACCGTAAAAAGTAGGAATGTCAAG 1920
GIGANTEA_Ler_CDS GAGGCGAATCAACCTGTATCTAACAAATCAAACCTGCTAACCGTAAAAAGTAGGAATGTCAAG 1920
GIGANTEA_Col_CDS GAGGCGAATCAACCTGTATCTAACAAATCAAACCTGCTAACCGTAAAAAGTAGGAATGTCAAG 1920
GIGANTEA_WS_CDS GAGGCGAATCAACCTGTATCTAACAAATCAAACCTGCTAACCGTAAAAAGTAGGAATGTCAAG 1920

GIGANTEA_Cvi_CDS GGACAGGGACCTGTGCAGCATTGATTCATACGTTCTTGCTGCTTTGTGCTCTTGCC 1980
GIGANTEA_Ler_CDS GGACAGGGACCTGTGGCAGCATTGATTCATACGTTCTTGCTGCTTTGTGCTCTTGCC 1980
GIGANTEA_Col_CDS GGACAGGGACCTGTGGCAGCATTGATTCATACGTTCTTGCTGCTTTGTGCTCTTGCC 1980
GIGANTEA_WS_CDS GGACAGGGACCTGTGGCAGCATTGATTCATACGTTCTTGCTGCTTTGTGCTCTTGCC 1980

GIGANTEA_Cvi_CDS TGTGAGGTTTCAGCTGTATCCTATGATCTCTGGTGGGGGAACTTTTCCAATTCTGCCGTG 2040
GIGANTEA_Ler_CDS TGTGAGGTTTCAGCTGTATCCTATGATCTCTGGTGGGGGAACTTTTCCAATTCTGCCGTG 2040
GIGANTEA_Col_CDS TGTGAGGTTTCAGCTGTATCCTATGATCTCTGGTGGGGGAACTTTTCCAATTCTGCCGTG 2040
GIGANTEA_WS_CDS TGTGAGGTTTCAGCTGTATCCTATGATCTCTGGTGGGGGAACTTTTCCAATTCTGCCGTG 2040

GIGANTEA_Cvi_CDS GCTGGAACCTATTACAAAGCCTGTAAGATAAATGGGTCATCTAAAGAGTATGGAGCTGGG 2100
GIGANTEA_Ler_CDS GCTGGAACCTATTACAAAGCCTGTAAGATAAATGGGTCATCTAAAGAGTATGGAGCTGGG 2100
GIGANTEA_Col_CDS GCTGGAACCTATTACAAAGCCTGTAAGATAAATGGGTCATCTAAAGAGTATGGAGCTGGG 2100
GIGANTEA_WS_CDS GCTGGAACCTATTACAAAGCCTGTAAGATAAATGGGTCATCTAAAGAGTATGGAGCTGGG 2100

GIGANTEA_Cvi_CDS ATTGACTCGGCAATTAGTCATACGCGCCGAATTTTGGCAATCCTAGAGGCACTCTTTTCA 2160
GIGANTEA_Ler_CDS ATTGACTCGGCAATTAGTCATACGCGCCGAATTTTGGCAATCCTAGAGGCACTCTTTTCA 2160
GIGANTEA_Col_CDS ATTGACTCGGCAATTAGTCATACGCGCCGAATTTTGGCAATCCTAGAGGCACTCTTTTCA 2160
GIGANTEA_WS_CDS ATTGACTCGGCAATTAGTCATACGCGCCGAATTTTGGCAATCCTAGAGGCACTCTTTTCA 2160

GIGANTEA_Cvi_CDS TTA AAAACCATCTTCTGTGGGACTCCATGGAGTTACAGTTCTAGTGAGATAGTTGCTGCG 2220
GIGANTEA_Ler_CDS TTA AAAACCATCTTCTGTGGGACTCCATGGAGTTACAGTTCTAGTGAGATAGTTGCTGCG 2220
GIGANTEA_Col_CDS TTA AAAACCATCTTCTGTGGGACTCCATGGAGTTACAGTTCTAGTGAGATAGTTGCTGCG 2220
GIGANTEA_WS_CDS TTA AAAACCATCTTCTGTGGGACTCCATGGAGTTACAGTTCTAGTGAGATAGTTGCTGCG 2220

GIGANTEA_Cvi_CDS GCCATGGTTGCAGCTCATATTTCCGAACTGTTTCAGACGTTCAAAGGCCTTGACGCATGCA 2280
GIGANTEA_Ler_CDS GCCATGGTTGCAGCTCATATTTCCGAACTGTTTCAGACGTTCAAAGGCCTTGACGCATGCA 2280
GIGANTEA_Col_CDS GCCATGGTTGCAGCTCATATTTCCGAACTGTTTCAGACGTTCAAAGGCCTTGACGCATGCA 2280
GIGANTEA_WS_CDS GCCATGGTTGCAGCTCATATTTCCGAACTGTTTCAGACGTTCAAAGGCCTTGACGCATGCA 2280

GIGANTEA_Cvi_CDS TTGCTGCGGTTGATGAGATGTAAGTGGGATAAGGAAATTCATAAAAAGGCATCATCATT 2340
GIGANTEA_Ler_CDS TTGCTGCGGTTGATGAGATGTAAGTGGGATAAGGAAATTCATAAAAAGGCATCATCATT 2340
GIGANTEA_Col_CDS TTGCTGCGGTTGATGAGATGTAAGTGGGATAAGGAAATTCATAAAAAGGCATCATCATT 2340
GIGANTEA_WS_CDS TTGCTGCGGTTGATGAGATGTAAGTGGGATAAGGAAATTCATAAAAAGGCATCATCATT 2340

GIGANTEA_Cvi_CDS TATAACCTCATAGATGTTACAGCAAAGTTGTTGCCTCCATGTTGACAAAGCTGAACCC 2400
GIGANTEA_Ler_CDS TATAACCTCATAGATGTTACAGCAAAGTTGTTGCCTCCATGTTGACAAAGCTGAACCC 2400
GIGANTEA_Col_CDS TATAACCTCATAGATGTTACAGCAAAGTTGTTGCCTCCATGTTGACAAAGCTGAACCC 2400
GIGANTEA_WS_CDS TATAACCTCATAGATGTTACAGCAAAGTTGTTGCCTCCATGTTGACAAAGCTGAACCC 2400

GIGANTEA_Cvi_CDS TTGGAAGCCTACCTTAAGAATACACCGGTTTCAAGGATTCTGTGACCTGTTAAACTGG 2460
GIGANTEA_Ler_CDS TTGGAAGCCTACCTTAAGAATACACCGGTTTCAAGGATTCTGTGACCTGTTAAACTGG 2460
GIGANTEA_Col_CDS TTGGAAGCCTACCTTAAGAATACACCGGTTTCAAGGATTCTGTGACCTGTTAAACTGG 2460
GIGANTEA_WS_CDS TTGGAAGCCTACCTTAAGAATACACCGGTTTCAAGGATTCTGTGACCTGTTAAACTGG 2460

GIGANTEA_Cvi_CDS AAACAAGAGAACACATGTGCAAGCACCACATGCTTTGATACAGCGGTGACATCCGCCTCA 2520
GIGANTEA_Ler_CDS AAACAAGAGAACACATGTGCAAGCACCACATGCTTTGATACAGCGGTGACATCCGCCTCA 2520
GIGANTEA_Col_CDS AAACAAGAGAACACATGTGCAAGCACCACATGCTTTGATACAGCGGTGACATCCGCCTCA 2520
GIGANTEA_WS_CDS AAACAAGAGAACACATGTGCAAGCACCACATGCTTTGATACAGCGGTGACATCCGCCTCA 2520

GIGANTEA_Cvi_CDS AGGACTGAAATGAATCCAAGAGGAAACCATAAGTATGCTAGACATTAGATGAAGGCTCA 2580
GIGANTEA_Ler_CDS AGGACTGAAATGAATCCAAGAGGAAACCATAAGTATGCTAGACATTAGATGAAGGCTCA 2580
GIGANTEA_Col_CDS AGGACTGAAATGAATCCAAGAGGAAACCATAAGTATGCTAGACATTAGATGAAGGCTCA 2580
GIGANTEA_WS_CDS AGGACTGAAATGAATCCAAGAGGAAACCATAAGTATGCTAGACATTAGATGAAGGCTCA 2580

```

*****
GIGANTEA_Cvi_CDS      GGGAGACCCCTCAGAGAAGGGTATCAAAGATTTCCTCTTGGATGCTTCTGATCTAGCGAAT 2640
GIGANTEA_Ler_CDS      GGGAGACCCCTCAGAGAAGGGTATCAAAGATTTCCTCTTGGATGCTTCTGATCTAGCGAAT 2640
GIGANTEA_Col_CDS      GGGAGACCCCTCAGAGAAGGGTATCAAAGATTTCCTCTTGGATGCTTCTGATCTAGCGAAT 2640
GIGANTEA_WS_CDS       GGAAGACCCCTCAGAGAAGGGTATCAAAGATTTCCTCTTGGATGCTTCTGATCTAGCGAAT 2640
** *****

GIGANTEA_Cvi_CDS      TTCTCACAGCTGATAGACTCGCAGGGTTCTATTGTGGTACACAAAAGCTTTTGAGGTCA 2700
GIGANTEA_Ler_CDS      TTCTCACAGCTGATAGACTCGCAGGGTTCTATTGTGGTACACAAAAGCTTTTGAGGTCA 2700
GIGANTEA_Col_CDS      TTCTCACAGCTGATAGACTCGCAGGGTTCTATTGTGGTACACAAAAGCTTTTGAGGTCA 2700
GIGANTEA_WS_CDS       TTCTCACAGCTGATAGACTCGCAGGGTTCTATTGTGGTACACAAAAGCTTTTGAGGTCA 2700
*****

GIGANTEA_Cvi_CDS      GTGCTTGCAGAGAAACCGGAGCTGTCTTTCTCCGTTGTTTCACTGTTATGGCACAAACTG 2760
GIGANTEA_Ler_CDS      GTGCTTGCAGAGAAACCGGAGCTGTCTTTCTCCGTTGTTTCACTGTTATGGCACAAACTG 2760
GIGANTEA_Col_CDS      GTGCTTGCAGAGAAACCGGAGCTGTCTTTCTCCGTTGTTTCACTGTTATGGCACAAACTG 2760
GIGANTEA_WS_CDS       GTGCTTGCAGAGAAACCGGAGCTGTCTTTCTCCGTTGTTTCACTGTTATGGCACAAACTG 2760
*****

GIGANTEA_Cvi_CDS      ATTGCTGCTCCTGAAATCCAGCCCACCGCAGAAAGCACCTCTGCGCAACAAGGATGGAGA 2820
GIGANTEA_Ler_CDS      ATTGCTGCTCCTGAAATCCAGCCCACCGCAGAAAGCACCTCTGCGCAACAAGGATGGAGA 2820
GIGANTEA_Col_CDS      ATTGCTGCTCCTGAAATCCAGCCCACCGCAGAAAGCACCTCTGCGCAACAAGGATGGAGA 2820
GIGANTEA_WS_CDS       ATTGCTGCTCCTGAAATCCAGCCCACCGCAGAAAGCACCTCTGCGCAACAAGGATGGAGA 2820
*****

GIGANTEA_Cvi_CDS      CAGGTTGTTGATGCGCTATGCAATGTCGTATCTGCAACGCCAGCGAAAGCAGCAGCAGCA 2880
GIGANTEA_Ler_CDS      CAGGTTGTTGATGCGCTATGCAATGTCGTATCTGCAACGCCAGCGAAAGCAGCAGCAGCA 2880
GIGANTEA_Col_CDS      CAGGTTGTTGATGCGCTATGCAATGTCGTATCTGCAACGCCAGCGAAAGCAGCAGCAGCA 2880
GIGANTEA_WS_CDS       CAGGTTGTTGATGCGCTATGCAATGTCGTATCTGCAACGCCAGCGAAAGCAGCAGCAGCA 2880
*****

GIGANTEA_Cvi_CDS      GTTGTCTTCAGGCTGAAAGGGAGTTGCAGCCTTGGATCGCCAAAGATGATGAAGAAGGC 2940
GIGANTEA_Ler_CDS      GTTGTCTTCAGGCTGAAAGGGAGTTGCAGCCTTGGATCGCCAAAGATGATGAAGAAGGC 2940
GIGANTEA_Col_CDS      GTTGTCTTCAGGCTGAAAGGGAGTTGCAGCCTTGGATCGCCAAAGATGATGAAGAAGGC 2940
GIGANTEA_WS_CDS       GTTGTCTTCAGGCTGAAAGGGAGTTGCAGCCTTGGATCGCCAAAGATGATGAAGAAGGC 2940
*****

GIGANTEA_Cvi_CDS      CAAAAAATGTGAAAAATCAACCAACGGATAGTCAAAGTGTGGTGGAACTCATGCGCAAT 3000
GIGANTEA_Ler_CDS      CAAAAAATGTGAAAAATCAACCAACGGATAGTCAAAGTGTGGTGGAACTCATGCGCAAT 3000
GIGANTEA_Col_CDS      CAAAAAATGTGAAAAATCAACCAACGGATAGTCAAAGTGTGGTGGAACTCATGCGCAAT 3000
GIGANTEA_WS_CDS       CAAAAAATGTGAAAAATCAACCAACGGATAGTCAAAGTGTGGTGGAACTCATGCGCAAT 3000
*****

GIGANTEA_Cvi_CDS      CATGACAGGCCTGAGTCACTGGTGATTCTCGCAAGTGCATCAGATCTTCTTCTGCGGGCA 3060
GIGANTEA_Ler_CDS      CATGACAGGCCTGAGTCACTGGTGATTCTCGCAAGTGCATCAGATCTTCTTCTGCGGGCA 3060
GIGANTEA_Col_CDS      CATGACAGGCCTGAGTCACTGGTGATTCTCGCAAGTGCATCAGATCTTCTTCTGCGGGCA 3060
GIGANTEA_WS_CDS       CATGACAGGCCTGAGTCACTGGTGATTCTCGCAAGTGCATCAGATCTTCTTCTGCGGGCA 3060
*****

GIGANTEA_Cvi_CDS      ACTGATGGAATGCTTGTGATGGAGAAGCTTGTACATTACCTCAACTTGAGCTACTTGAA 3120
GIGANTEA_Ler_CDS      ACTGATGGAATGCTTGTGATGGAGAAGCTTGTACATTACCTCAACTTGAGCTACTTGAA 3120
GIGANTEA_Col_CDS      ACTGATGGAATGCTTGTGATGGAGAAGCTTGTACATTACCTCAACTTGAGCTACTTGAA 3120
GIGANTEA_WS_CDS       ACTGATGGAATGCTTGTGATGGAGAAGCTTGTACATTACCTCAACTTGAGCTACTTGAA 3120
*****

GIGANTEA_Cvi_CDS      GCCACGGCAAGAGCAATACAGCCGGTGTAGCTTGGGGGCCATCTGGACTAGCAGTGGTC 3180
GIGANTEA_Ler_CDS      GCCACGGCAAGAGCAATACAGCCGGTGTAGCTTGGGGGCCATCTGGACTAGCAGTGGTC 3180
GIGANTEA_Col_CDS      GCCACGGCAAGAGCAATACAGCCGGTGTAGCTTGGGGGCCATCTGGACTAGCAGTGGTC 3180
GIGANTEA_WS_CDS       GCCACGGCAAGAGCAATACAGCCGGTGTAGCTTGGGGGCCATCTGGACTAGCAGTGGTC 3180
*****

GIGANTEA_Cvi_CDS      GACGGTTTATCCAATCTATTGAAGTGTCTTACCAGCAACAATACGGTGCCTTTACAC 3240
GIGANTEA_Ler_CDS      GACGGTTTATCCAATCTATTGAAGTGTCTTACCAGCAACAATACGGTGCCTTTACAC 3240
GIGANTEA_Col_CDS      GACGGTTTATCCAATCTATTGAAGTGTCTTACCAGCAACAATACGGTGCCTTTACAC 3240
GIGANTEA_WS_CDS       GACGGTTTATCCAATCTATTGAAGTGTCTTACCAGCAACAATACGGTGCCTTTACAC 3240
*****

GIGANTEA_Cvi_CDS      CCAAGTGCACACGTACGTGCCTTAAGCACGTCACTACTACGTGATATCATGAACCAAAGC 3300
GIGANTEA_Ler_CDS      CCAAGTGCACACGTACGTGCCTTAAGCACGTCACTACTACGTGATATCATGAACCAAAGC 3300
GIGANTEA_Col_CDS      CCAAGTGCACACGTACGTGCCTTAAGCACGTCACTACTACGTGATATCATGAACCAAAGC 3300

```

GIGANTEA_WS_CDS CCAAGTGCACACGTACGTGCCTTAAGCACGTCAGTACTACGTGATATCATGAACCAAAGC 3300

GIGANTEA_Cvi_CDS TCCATACCCATCAAAGTAACTCCAAAAGTCCAAACAACAGAGAAGAACGGAATGAATAGT 3360
GIGANTEA_Ler_CDS TCCATACCCATCAAAGTAACTCCAAAAGTCCAAACAACAGAGAAGAACGGAATGAATAGT 3360
GIGANTEA_Col_CDS TCCATACCCATCAAAGTAACTCCAAAAGTCCAAACAACAGAGAAGAACGGAATGAATAGT 3360
GIGANTEA_WS_CDS TCCATACCCATCAAAGTAACTCCAAAAGTCCAAACAACAGAGAAGAACGGAATGAATAGT 3360

GIGANTEA_Cvi_CDS CCGTCCTATCGATTCTTCAACGCCGCTCAATAGACTGGAAAGCCGATATCCAAAAGTGT 3420
GIGANTEA_Ler_CDS CCGTCCTATCGATTCTTCAACGCCGCTCAATAGACTGGAAAGCCGATATCCAAAAGTGT 3420
GIGANTEA_Col_CDS CCGTCCTATCGATTCTTCAACGCCGCTCAATAGACTGGAAAGCCGATATCCAAAAGTGT 3420
GIGANTEA_WS_CDS CCGTCCTATCGATTCTTCAACGCCGCTCAATAGACTGGAAAGCCGATATCCAAAAGTGT 3420

GIGANTEA_Cvi_CDS TTAAACTGGGAAGCTCACAGCTTGCTCTCCACAACATATGCCTACTCAGTTTCTCGACT 3480
GIGANTEA_Ler_CDS TTAAACTGGGAAGCTCACAGCTTGCTCTCCACAACATATGCCTACTCAGTTTCTCGACT 3480
GIGANTEA_Col_CDS TTAAACTGGGAAGCTCACAGCTTGCTCTCCACAACATATGCCTACTCAGTTTCTCGACT 3480
GIGANTEA_WS_CDS TTAAACTGGGAAGCTCACAGCTTGCTCTCCACAACATATGCCTACTCAGTTTCTCGACT 3480

GIGANTEA_Cvi_CDS GCGGCTCGGGAAGCTCGGCTGTACTATATCCTTGTCCTCAATAA 3522
GIGANTEA_Ler_CDS GCGGCTCGGGAAGCTCGGCTGTACTATATCCTTGTCCTCAATAA 3522
GIGANTEA_Col_CDS GCGGCTCGGGAAGCTCGGCTGTACTATATCCTTGTCCTCAATAA 3522
GIGANTEA_WS_CDS GCGGCTCGGGAAGCTCGGCTGTACTATATCCTTGTCCTCAATAA 3522

Supplementary Data 2

Clustal W alignment of GIGANTEA protein from Arabidopsis thaliana accessions Cvi, Ler, WS and Col (AAF00092) plus *Hordeum vulgare* (AAL08497), *Oryza sativa* (NP_914460) and *Triticum aestivum* (AAQ11738). Cvi, Ler and WS GI protein sequences were translated based on At1g22770.1 gene model from genomic sequences AY685131, AY682088 and AY685132 respectively. Sequences were aligned with the ClustalW (1.82) WWW Service at the European Bioinformatics Institute (<http://www.ebi.ac.uk/clustalw>).

Note amino acid substitutions in Ler and Cvi GI proteins at position **113** and **718**.

SeqA Name	Len(aa)	SeqB Name	Len(aa)	Score
1 GIGANTEA_Cvi_PRO	1173	2 GIGANTEA_Ler_PRO	1173	99
1 GIGANTEA_Cvi_PRO	1173	3 GIGANTEA_Col_Pro	1173	99
1 GIGANTEA_Cvi_PRO	1173	4 GIGANTEA_WS_Pro	1173	99
1 GIGANTEA_Cvi_PRO	1173	5 Hordeum	856	65
1 GIGANTEA_Cvi_PRO	1173	6 Oryza	1173	67
1 GIGANTEA_Cvi_PRO	1173	7 Triticum	1155	67
2 GIGANTEA_Ler_PRO	1173	3 GIGANTEA_Col_Pro	1173	99
2 GIGANTEA_Ler_PRO	1173	4 GIGANTEA_WS_Pro	1173	99
2 GIGANTEA_Ler_PRO	1173	5 Hordeum	856	66
2 GIGANTEA_Ler_PRO	1173	6 Oryza	1173	67
2 GIGANTEA_Ler_PRO	1173	7 Triticum	1155	67
3 GIGANTEA_Col_Pro	1173	4 GIGANTEA_WS_Pro	1173	100
3 GIGANTEA_Col_Pro	1173	5 Hordeum	856	66
3 GIGANTEA_Col_Pro	1173	6 Oryza	1173	67
3 GIGANTEA_Col_Pro	1173	7 Triticum	1155	67
4 GIGANTEA_WS_Pro	1173	5 Hordeum	856	66
4 GIGANTEA_WS_Pro	1173	6 Oryza	1173	67
4 GIGANTEA_WS_Pro	1173	7 Triticum	1155	67
5 Hordeum	856	6 Oryza	1173	88
5 Hordeum	856	7 Triticum	1155	98
6 Oryza	1173	7 Triticum	1155	87

```

GIGANTEA_Cvi_PRO      MASSSSSERWIDGLQFSSLLWPPPRDPQQHKDQVVAYVEYFGQFTS--EQFPDDIAELVR 58
GIGANTEA_Ler_PRO      MASSSSSERWIDGLQFSSLLWPPPRDPQQHKDQVVAYVEYFGQFTS--EQFPDDIAELVR 58
GIGANTEA_Col_Pro      MASSSSSERWIDGLQFSSLLWPPPRDPQQHKDQVVAYVEYFGQFTS--EQFPDDIAELVR 58
GIGANTEA_WS_Pro       MASSSSSERWIDGLQFSSLLWPPPRDPQQHKDQVVAYVEYFGQFTS--EQFPDDIAELVR 58
Hordeum               -----
Oryza                 --MSASNEKWIDGLQFSSLFWPPPQDSQKQAQILAYVEYFGQFTADSEQFPEDIAQLIQ 58
Triticum              --MSVSNKwidGLQFSSLFWPPPQDVQKQAQILAYVEYFGQFTSDSEQFPEDVAQLIQ 58

```

```

GIGANTEA_Cvi_PRO      HQYPSTEKRLDDVLA MFVLHHPHGHAVILPIISCLIDGSLVYSKEAHPFASFISLVCP 118
GIGANTEA_Ler_PRO      HQYPSTEKRLDDVLA MFVLHHPHGHAVILPIISCLIDGSLVYSKEAHPFASFISLVCP 118
GIGANTEA_Col_Pro      HQYPSTEKRLDDVLA MFVLHHPHGHAVILPIISCLIDGSLVYSKEAHPFASFISLVCP 118
GIGANTEA_WS_Pro       HQYPSTEKRLDDVLA MFVLHHPHGHAVILPIISCLIDGSLVYSKEAHPFASFISLVCP 118
Hordeum               -----
Oryza                 SCYPSKEKRLVDEVLATFVLHHPHGHAVVHPILSRIIDGTLSDYDRNGFPFMSFISLFTQ 118
Triticum              SCYPSKEKRLVDEVLATFVLHHPHGHAVVHPILSRIIDGTLSDYSHGSPFNFSISLFTQ 118

```

```

GIGANTEA_Cvi_PRO      SSENDYSEQWALACGEILRILTHYNRPIYKTEQQNGDTERNCLSKATTSGSPTSEPKAGS 178
GIGANTEA_Ler_PRO      SSENDYSEQWALACGEILRILTHYNRPIYKTEQQNGDTERNCLSKATTSGSPTSEPKAGS 178
GIGANTEA_Col_Pro      SSENDYSEQWALACGEILRILTHYNRPIYKTEQQNGDTERNCLSKATTSGSPTSEPKAGS 178
GIGANTEA_WS_Pro       SSENDYSEQWALACGEILRILTHYNRPIYKTEQQNGDTERNCLSKATTSGSPTSEPKAGS 178

```

Hordeum	-----	
Oryza	TSEKEYSEQWALACGEILRVLTHYNRPIFKVDHQHSEAECSSSTSDQASSCESMEKRANGS	178
Triticum	SSEKEYSEQWALACGEILRVLTHYNRPIFKV-----ADCNHQIRPGHSHKLFCTEKAITL	172
GIGNATEA_Cvi_PRO	P-TQHERKPLRPLSPWISDILLAAPLGIRSDYFRWCSGVMGKYAAG-ELKPP-TIASRGS	235
GIGANTEA_Ler_PRO	P-TQHERKPLRPLSPWISDILLAAPLGIRSDYFRWCSGVMGKYAAG-ELKPP-TIASRGS	235
GIGANTEA_Col_Pro	P-TQHERKPLRPLSPWISDILLAAPLGIRSDYFRWCSGVMGKYAAG-ELKPP-TIASRGS	235
GIGANTEA_WS_Pro	P-TQHERKPLRPLSPWISDILLAAPLGIRSDYFRWCSGVMGKYAAG-ELKPP-TIASRGS	235
Hordeum	-----	
Oryza	PRNEPDRKPLRPLSPWITDILLAAPLGIRSDYFR-CGGVMGKYAAGGELKPP-TTYSRGS	236
Triticum	PGNEPEGKPLRPLSPWITDILVLTAPLGIRSDYFRWC GGVMGKYAAGGELKPPPTTAYSRGA	232
GIGNATEA_Cvi_PRO	GKHPQLMPSTPRWAVANGAGVILSVCDDEVARYETATLTAVAVPALLLPPPTTSLDEHLV	295
GIGANTEA_Ler_PRO	GKHPQLMPSTPRWAVANGAGVILSVCDDEVARYETATLTAVAVPALLLPPPTTSLDEHLV	295
GIGANTEA_Col_Pro	GKHPQLMPSTPRWAVANGAGVILSVCDDEVARYETATLTAVAVPALLLPPPTTSLDEHLV	295
GIGANTEA_WS_Pro	GKHPQLMPSTPRWAVANGAGVILSVCDDEVARYETATLTAVAVPALLLPPPTTSLDEHLV	295
Hordeum	-----	
Oryza	GKHPQLMPSTPRWAVANGAGVILSVCDDEVARYETANLTAAAVPALLLPPPTTPLDEHLV	296
Triticum	GKHPQLMPSTPRWAVANGAGVILSVCDDEVARYETANLTAAAVPALLLPPPTTPLDEHLV	292
GIGNATEA_Cvi_PRO	AGLPALPEPYARLFHRYYAIATPSATQRLLLGLLEAPPSWAPDALDAAVQVLELLRAAEDY	355
GIGANTEA_Ler_PRO	AGLPALPEPYARLFHRYYAIATPSATQRLLLGLLEAPPSWAPDALDAAVQVLELLRAAEDY	355
GIGANTEA_Col_Pro	AGLPALPEPYARLFHRYYAIATPSATQRLLLGLLEAPPSWAPDALDAAVQVLELLRAAEDY	355
GIGANTEA_WS_Pro	AGLPALPEPYARLFHRYYAIATPSATQRLLLGLLEAPPSWAPDALDAAVQVLELLRAAEDY	355
Hordeum	-----PYARLFHRYYAIATPSATQRLLLGLLEAPPSWAPDALDAAVQVLELLRAAEDY	53
Oryza	AGLPPEPYARLFH-YYAIATPSATQRLLLGLLEAPPSWAPDALDAAVQVLELLRAAEDY	355
Triticum	AGLPPEPYARLFHRYYAIATPSATQRLLLGLLEAPPSWAPDALDAAVQVLELLRAAEDY	352

GIGNATEA_Cvi_PRO	ASGVRLPRNWMHLHLFRAIGIAMS MRAGVAADAAAALLFRILSQPALLFPPLSQVEGVEI	415
GIGANTEA_Ler_PRO	ASGVRLPRNWMHLHLFRAIGIAMS MRAGVAADAAAALLFRILSQPALLFPPLSQVEGVEI	415
GIGANTEA_Col_Pro	ASGVRLPRNWMHLHLFRAIGIAMS MRAGVAADAAAALLFRILSQPALLFPPLSQVEGVEI	415
GIGANTEA_WS_Pro	ASGVRLPRNWMHLHLFRAIGIAMS MRAGVAADAAAALLFRILSQPALLFPPLSQVEGVEI	415
Hordeum	ATGMRLPKNWLHLHLFRAIGTAMSMRAGIAADTAAALLFRILSQPTLLFPPLRHAEGVEV	113
Oryza	DSGMRLPKNWMHLHLFRAIGTAMSMRAGIAADTSAALLFRILSQPTLLFPPLRHAEGVEL	415
Triticum	ATGMRLPKNWLHLHLFRAIGTAMSMRAGIAADTAAALLFRILSQPMLFPPLRHAEGVEV	412
	:*:***:***:*****	
GIGNATEA_Cvi_PRO	QHAPIGGYSSNYRK-----QIEVPAEAEATIEATAQGIASMLCAHGPEVE	459
GIGANTEA_Ler_PRO	QHAPIGGYSSNYRK-----QIEVPAEAEATIEATAQGIASMLCAHGPEVE	459
GIGANTEA_Col_Pro	QHAPIGGYSSNYRK-----QIEVPAEAEATIEATAQGIASMLCAHGPEVE	459
GIGANTEA_WS_Pro	QHAPIGGYSSNYRK-----QIEVPAEAEATIEATAQGIASMLCAHGPEVE	459
Hordeum	QHEPLGGYVSSYKR-----QLEVPASETTIDATAQGIASLLCAHGPDVE	157
Oryza	HHEPLGGYVSSYKRQLHIDLYFHMCSFNCTKLEVPASEATIDATAQGIASMLCAHGPDVE	475
Triticum	QHEPLGGYVSSYKR-----QLEVPASETTIDATAQGIASLLCAHGPDVE	456
	:*:*:****:*:***:*****:*****:***	
GIGNATEA_Cvi_PRO	WRICTIWEAAYGLIPLNSSAVDLPEIIVATPLQPPILSWNLXIPLKLVLEYLPRGSPSEA	519
GIGANTEA_Ler_PRO	WRICTIWEAAYGLIPLNSSAVDLPEIIVATPLQPPILSWNLXIPLKLVLEYLPRGSPSEA	519
GIGANTEA_Col_Pro	WRICTIWEAAYGLIPLNSSAVDLPEIIVATPLQPPILSWNLXIPLKLVLEYLPRGSPSEA	519
GIGANTEA_WS_Pro	WRICTIWEAAYGLIPLNSSAVDLPEIIVATPLQPPILSWNLXIPLKLVLEYLPRGSPSEA	519
Hordeum	WRICTIWEAAYGLLPLNSSAVDLPEIVVAAPLQPPITLSWSLYLPLLKVFLEYLPRGSPSEA	217
Oryza	WRICTIWEAAYGLLPLNSSAVDLPEIVVAAPLQPPITLSWSLYLPLLKVFLEYLPRGSPSEA	535
Triticum	WRICTIWEAAYGLLPLNSSAVDLPEIVVAAPLQPPITLSWSLYLPLLKVFLEYLPRGSPSEA	516
	*****:***:*****:***:*****	
GIGNATEA_Cvi_PRO	CLMKIFVATVETILSRTPPESSRELTRKARSSFTTRSATKNLAMESELRAMVHALFLESC	579
GIGANTEA_Ler_PRO	CLMKIFVATVETILSRTPPESSRELTRKARSSFTTRSATKNLAMESELRAMVHALFLESC	579
GIGANTEA_Col_Pro	CLMKIFVATVETILSRTPPESSRELTRKARSSFTTRSATKNLAMESELRAMVHALFLESC	579
GIGANTEA_WS_Pro	CLMKIFVATVETILSRTPPESSRELTRKARSSFTTRSATKNLAMESELRAMVHALFLESC	579
Hordeum	CLMRIFVATVEAILRRTFPSETS-----ESSKRPRSQSKNLVAELRTMIHSLFVESC	270
Oryza	CLMRIFVATVEAILRRTFPSETS-----EQSRKPRSQSKNLVAELRTMIHSLFVESC	588
Triticum	CLMRIFVATVEAILRRTFPSETS-----ESSKRPRSQSKNLVAELRTMIHSLFVESC	569
	:**:***:*****:***:*****:***:*****:***:*****:***:*****	
GIGNATEA_Cvi_PRO	AGVELASRLLFVVLTVCVSHEAQSSGSKRPRSEYASTTENIEANQPVSNNTANRKRNRV	639
GIGANTEA_Ler_PRO	AGVELASRLLFVVLTVCVSHEAQSSGSKRPRSEYASTTENIEANQPVSNNTANRKRNRV	639

GIGANTEA_Ler_PRO AVVDGLSNLLKCRLPATIRCLSHPSAHVRALSTSVLRDIMNQSSIPKVTPKLPTTEKNG 1117
GIGANTEA_Col_Pro AVVDGLSNLLKCRLPATIRCLSHPSAHVRALSTSVLRDIMNQSSIPKVTPKLPTTEKNG 1117
GIGANTEA_WS_Pro AVVDGLSNLLKCRLPATIRCLSHPSAHVRALSTSVLRDIMNQSSIPKVTPKLPTTEKNG 1117
Hordeum AVADGLSNLLKCRLSPTIRCLSHASAHVRALSMSVLRDILNSG--PLGSSKTIQGEQRNG 802
Oryza SVADGLSNLLKCRLSPTIRCLSHPSAHVRALSMSVLRDILNSG--QINSSKLIQGEHRNG 1119
Triticum AVADGLSNLLKCRLSPTIRCLSHASAHVRALSMSVLRDILNSG--PLGSTKIIQGEQRNG 1101
:*.....*.*****.***** ***** :.. : : : :.***

GIGANTEA_Cvi_PRO MNPSYRFFNAASIDWKADIQNCLNWEAHSLLSTTMPTQFLDTAARELGCTISLSQ 1173
GIGANTEA_Ler_PRO MNPSYRFFNAASIDWKADIQNCLNWEAHSLLSTTMPTQFLDTAARELGCTISLSQ 1173
GIGANTEA_Col_Pro MNPSYRFFNAASIDWKADIQNCLNWEAHSLLSTTMPTQFLDTAARELGCTISLSQ 1173
GIGANTEA_WS_Pro MNPSYRFFNAASIDWKADIQNCLNWEAHSLLSTTMPTQFLDTAARELGCTISLSQ 1173
Hordeum IQSPNYQCAAANTVNWQADVERCIDWEARSRRATGMTLAFLLTAAANELGCPLPC-- 856
Oryza IQSPTYQCLAASIINWQADVERCIEWEAHSRRATGLTFLAFLTAAAKELGCPLTC-- 1173
Triticum IQSPTYQCAAANTVNWQADVERCIDWEARSRRATGMTLAFLLTAAANELGCPLPC-- 1155
:***.*: * :*::*:::.*::**:* :* :. ** :*.***.:.